



Mr. Jerry Sansom, Chairman
Dr. Dave Hosley, Vice Chairman
Ms. Patricia Patch, Treasurer
Mr. Harry Carswell, Secretary
Dr. Wasim Niazi
Mr. Jay Stalrit
Mr. Milo Zonka

355 Golden Knights Blvd. ✈ Titusville, Florida 32780
321.267.8780 ✈ fax: 321.383.4284 ✈ mpowell@flairport.com

AGENDA
REGULAR MEETING
JULY 16, 2015 AT 8:30 A.M.

.....

*** NOTE TO ALL PUBLIC ATTENDEES:**

The public may speak on any item on the agenda. Should someone wish to address the Airport Authority Board on a specific item, there will be request cards located on the wall adjacent to the public seating area. Be advised that these cards must be completed and presented to the Executive Secretary prior to the item being heard. Your comments will be addressed prior to the Board's discussion and you will have 5 minutes to address the Board. Thank you for your attention.

Salute to Flag - Pledge of Allegiance.

- I. CALL TO ORDER.
- II. ROLL CALL.
- III. APPROVAL OF THE AGENDA, AS PRESENTED
- IV. APPEARANCES: None
- V. PRESENTATIONS: None
- VI. CONSENT AGENDA:

(These items are considered routine and will be acted upon by the Authority in one motion. If an Airport Authority Board Member requests discussion on an item, it will be considered separately.)

- a. Approval Of The Titusville - Cocoa Airport Authority Minutes:
 - 1. June 18, 2015 - Regular Meeting

VII. OLD BUSINESS: None

VIII. NEW BUSINESS:

- a. Discussion and Consideration of an Extension to the Short Term Lease for Building 51 at TIX
- b. Discussion and Consideration of the Proposed 2015 - 2016 Fiscal Year Budget

**NEXT REGULARLY SCHEDULED AUTHORITY MEETING IS TENTATIVELY SCHEDULED FOR
AUGUST 20, 2015 AT 4:00 P.M.
ADDITIONAL INFORMATION ON AGENDA ITEMS CAN BE OBTAINED BY CONTACTING 267-8780.**

- c. Discussion by Mr. Brian Russell or Mr. Aaron McDaniel of Recent Invoiced Costs by the Michael Baker Jr., Inc. and Contractors Regarding Current Projects

IX. INFORMATION SECTION:

- a. Chief Executive Officer Report
- b. Attorney Report
- c. Check Register & Budget to Actual
- d. Administration & Project Reports

X. AUTHORITY MEMBERS REPORT

XI. PUBLIC AND TENANTS REPORT

XII. ADJOURNMENT

Respectfully submitted,

Michael D. Powell, C.M., ACE
Chief Executive Officer

Jerry Sansom
Chairman

TITUSVILLE – COCOA AIRPORT AUTHORITY

The Regular Meeting of the Titusville - Cocoa Airport Authority was held on June 18, 2015 at 8:30 a.m. at the Titusville - Cocoa Airport Authority Office at 355 Golden Knights Boulevard, Titusville, FL. The following members were present: Mr. Jerry Sansom, Chairman; Dr. David Hosley, Vice Chairman; Ms. Patricia Patch, Treasurer; Mr. Harry Carswell, Secretary; Mr. Jay Stalrit; Mr. Milo Zonka; Mr. Michael D. Powell, C.M., ACE, CEO; Mr. Timothy Pickles, Esq., Airport Attorney. Dr. Wasim Niazi was absent.

Call to Order

Mr. Sansom called the meeting to order and determined that a quorum was present.

Approval of the Agenda

Mr. Sansom asked if there were any changes or additions to the Agenda. Seeing none, Mr. Sansom asked for a motion. Mr. Carswell made a motion to approve the Agenda as presented. Mr. Zonka seconded. Mr. Sansom called the question. There were no objections. Motion Passed.

Appearances – None**Presentations – None****Consent Agenda****Item A – Approval of the Titusville-Cocoa Airport Authority Minutes:****1. May 21, 2015 – Regular Meeting****Item B – A Resolution for an FDOT Grant for the Design & Construction of the North Area Security and Infrastructure at the Merritt Island Airport**

Mr. Sansom stated that on page 7 of the meeting minutes needed a correction from “July meeting” to “June meeting”. Mr. Stalrit stated that he had requested a change to the minutes as well to clarify some information regarding the discussion on New Business – Item D, as well as a small correction on Page 8. Mr. Powell handed out draft copies of the minutes with Mr. Stalrit’s suggested changes.

Mr. Sansom called for a motion. Mr. Stalrit made a motion to approve the Consent Agenda as amended. Dr. Hosley seconded. Mr. Sansom called the question. There were no objections. Motion passed.

Old Business – None

New Business**Item A – Discussion by Mr. Aaron McDaniel of Recent Invoiced Costs by Michael Baker Jr., Inc. and Contractors Regarding Current Projects**

Mr. Sansom turned the floor over to Mr. McDaniel.

Mr. McDaniel presented Pay Request Number 8 - Final in the amount of \$113,957.98 from GLF, which was for the East Apron Rehabilitation Project at Space Coast Regional Airport.

Mr. McDaniel presented Pay Request Number 3 in the amount of \$65,502 from C & D Construction, which was for the East Side Hangar Project at Space Coast Regional Airport.

Mr. McDaniel presented Pay Request Number 1 in the amount of \$403,974.62 from Welsh Companies, which was for the RSA Compliance & Shoreline Stabilization Project at the Merritt Island Airport. Discussion continued.

Mr. Stalrit made a motion to approve the invoices. Mr. Zonka seconded. Mr. Sansom called the question. There were no objections. Motion passed.

Information Section**CEO Report**

Mr. Powell reported that there had been an increase in companies interested in possibly locating to the area. Mr. Powell stated that he had met with a company from Deland that was possibly interested in locating at Space Coast Regional Airport.

Mr. Powell reported the East Apron Project at Space Coast Regional Airport had hit a snag with FDOT when they didn't program all the funds in, so now the Airport Authority would need to wait until the end of the project for reimbursement.

Mr. Powell concluded his report.

Attorney Report

Mr. Pickles read Dr. Hosley's voting conflict into the record. Mr. Pickles stated that the voting conflict was from the last Board Meeting regarding Dr. Hosley's position on the Board of Rocket Crafters.

Mr. Pickles concluded his report.

Check Register & Budget to Actual

Mr. Powell stated that everything had been provided and would be happy to answer any questions.

Administration & Project Reports

Mr. Powell stated that the reports were provided and not had changed since last time.

Authority Members Report

Mr. Carswell stated that he had read about the Shuttle Landing Facility in the paper and asked if there had been any updates. Mr. Sansom stated that NASA and Space Florida had entered into an agreement for the Shuttle Landing Facility. Mr. Sansom gave a brief history and overview of the topic. Discussion continued.

Mr. Zonka discussed Brevard County benefits, stating that the new changes may not be as drastic as the last couple of years, and that the focus will be more wellness and prevention driven. Discussion continued.

Dr. Hosley discussed the major push in Brevard County to bring more manufacturing to the area.

Mr. Stalrit asked if the new Embraer Company that was locating to the Spaceport Commerce Center would have any impact on the Airport Authority. Mr. Powell stated that it is currently it wouldn't, but Staff had discussed the possibility of it leading to something at the airport with Mr. Troy Post, the Executive Director of the North Brevard Economic Development Zone. Discussion continued.

Mr. Sansom reported that the legislative session was over and that Space Florida had received infrastructure money for a big project at the Cape. Discussion continued.

Dr. Hosley discussed a new unique program in the Huntsville area for aerospace and aviation for kids, stating that the KSC Foundation was now discussing doing the same thing in this area. Discussion continued.

Public & Tenants Report

Mr. Clark True from the Merritt Island Airport stated that he was concerned about ethics problems at the Airport Authority. Mr. Clark stated that during the last Board Meeting, Ms. Patch had spoken about the hangar issue. Mr. Clark cited a regulation regarding appointed public officers speaking on their own behalf in a

conflict of interest discussion. Mr. Pickles gave an explanation as to why Ms. Patch did not break the rules. Discussion continued.

Mr. Sansom turned the floor over to Ms. Laura Canady. Ms. Canady asked if the Airport Authority had a list of upcoming leases that were ready to expire. Mr. Powell verified that the leases were public record. Mr. Sansom suggested that Mr. Powell and Ms. Canady get together to discuss that issue. Discussion continued.

Ms. Canady discussed the Airport Authority's quest for a spaceport license asking how much it would end up costing. Mr. Powell stated that it would be around \$600,000. Ms. Canady stated that it was quite a deal because most other agencies applying for a spaceport license were paying around \$1 million. Discussion continued.

Mr. Gary Gaudet from North American Surveillance Systems at Space Coast Regional Airport gave the Board an update on the construction of their facilities.

Mr. Don White from the Merritt Island Airport EAA stated that at the last meeting he had reported that the EAA would be presenting a scholarship for a student to go to the EAA Air Academy. Mr. White stated that they had selected Hannah Clark, a senior at Merritt Island High School. Discussion continued.

Adjournment

Mr. Sansom adjourned the meeting at 9:27 a.m.

JERRY SANSOM, CHAIRMAN

HARRY CARSWELL, SECRETARY



TIX → SPACE COAST REGIONAL AIRPORT
COI → MERRITT ISLAND AIRPORT
X2I → ARTHUR DUNN AIRPARK

355 Golden Knights Blvd. → Titusville, Florida 32780 → 321.267.8780 → fax: 321.383.4284 → email: admins@flairport.com

MEMORANDUM

TO: Members of the Airport Authority

FROM: Michael D. Powell, C.M., ACE
Chief Executive Officer

DATE: July 16, 2015

ITEM DESCRIPTION - NEW BUSINESS ITEM A

Discussion and Consideration of an Extension to the Short Term Lease for Building 51 at TIX

BACKGROUND

There is an opportunity to extend the short term lease on Building 51 out to Global Aviation Management, Inc for another six months.

ISSUES

This proposed extension to the short term lease for another six months will simply allow more time to work on several aircraft as well as continue to house the F-86 Sabreliner in Building 51, freeing up some much needed room at the VAC as they working on several aircraft.

ALTERNATIVES

The Airport Authority Board could decide not to approve the proposed short term lease extension.

FISCAL IMPACT

The fiscal impact to the Airport Authority would be \$1,000 more a month, or \$2,500 a month for six additional months, while we continue to look for a more permanent tenant for Building 51

RECOMMENDED ACTION

It is respectfully requested that the Airport Authority Board resolve to (1) approve the proposed extension of the short term lease for Building 51 at TIX, and (2) authorize an Authority Officer or the Chief Executive Officer to execute the necessary documentation upon satisfactory review by legal counsel.

AMENDMENT TO LEASE

This Amendment to the Lease between TITUSVILLE-COCOA AIRPORT AUTHORITY (“Lessor”) and GLOBAL AVIATION MANAGEMENT, INC. (“Lessee”) with an effective date of February 23, 2015 (the “Lease”), amends said Lease as follows:

1. The lease is modified to include the following as new paragraph 1.10:

1.10 Additional Term. In addition to the Initial Term in Paragraph 1.9 above, Lessor hereby grants to Lessee an additional term of six (6) months, beginning August 23, 2015 up to and including February 22, 2016, unless sooner terminated in accordance with the terms and provisions of the Lease (the “Additional Term”).

2. The following new Paragraph 2.3 shall be included, as follows:

2.3 Calculation of Rent during Additional Term. The Annual Rent during the Additional Term as outlined in Paragraph 1.10 above, shall be increased to \$30,000.00, payable as follows:

Lessee shall pay Rent at the rate of \$2,500.00 per month in advance, with the first monthly installment due on or before the 23rd day of August, 2015 and continuing on the same day of each month up to and including January 23, 2016.

3. Paragraph 2.3 Delinquent Rent, shall be renumbered and become paragraph 2.4
4. All other terms of the Lease not amended herein remain in full force and effect.

Made and entered into this ____ day of _____, 2015.

LESSOR:

TITUSVILLE-COCOA AIRPORT
AUTHORITY

Witness

By: _____
Michael D. Powell, CM, ACE
Chief Executive Officer

Witness

LESSEE:

GLOBAL AVIATION MANAGEMENT,
INC., a Florida corporation

By: _____
Douglas G. Matthews, President

Witness

Witness



TIX → SPACE COAST REGIONAL AIRPORT
COI → MERRITT ISLAND AIRPORT
X2I → ARTHUR DUNN AIRPARK

355 Golden Knights Blvd. → Titusville, Florida 32780 → 321.267.8780 → fax: 321.383.4284 → email: admins@flairport.com

MEMORANDUM

TO: Members of the Airport Authority

FROM: Michael D. Powell, C.M., ACE
Chief Executive Officer

DATE: July 16, 2015

ITEM DESCRIPTION - NEW BUSINESS ITEM B

Discussion and Consideration of the Proposed 2015 - 2016 Fiscal Year Budget

BACKGROUND

The Titusville-Cocoa Airport Authority annually submits a tentative fiscal year budget to Brevard County to begin the budget process. Slight changes to the Budget will still be necessary as the Airport Authority still has not received all updated numbers from the County regarding items such as employee insurance, Florida retirement, solid waste, assessment fees, redevelopment fees, etc.

ISSUES

The Titusville-Cocoa Airport Authority operates on an Operations and Maintenance Budget (O & M) and is self-sustaining for daily operations. The Airport Authority receives no Ad Valorem taxes.

ALTERNATIVES

The Airport Authority Board could approve or disapprove the proposed Budget as presented and request a modification.

FISCAL IMPACT

The overall proposed 2015 - 2016 Fiscal Year Budget is a total of \$2,313,197.

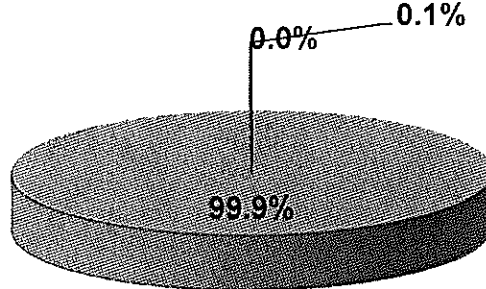
RECOMMENDED ACTION

It is respectfully requested that the Airport Authority Board resolve to (1) approve the proposed 2015 - 2016 Fiscal Year Budget, which excludes any Ad Valorem taxes, for submittal to the County, and (2) authorize an Authority Officer or the CEO to execute the necessary documentation upon satisfactory review by legal counsel.

**TITUSVILLE-COCOA AIRPORT AUTHORITY
REVENUE FUND ALLOCATION
PROPOSED BUDGET - FISCAL YEAR 2015/2016**

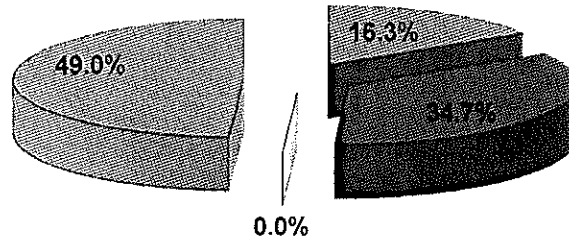
| | <u>Arthur Dunn</u> | <u>Merritt Island</u> | <u>Space Coast</u> | <u>Total</u> |
|---|------------------------|---------------------------|------------------------|---------------------|
| Operating Revenue | | | | |
| T'Hangars | \$ 166,730 | \$ 556,431 | \$ 324,929 | \$ 1,048,090 |
| Service Centers | 67,742 | 44,968 | 293,304 | 406,014 |
| Building Leases | 69,414 | 180,283 | 369,952 | 619,650 |
| Land Leases | 14,940 | 17,027 | 143,347 | 175,314 |
| Other Leases | 57,840 | 3,680 | 109 | 61,629 |
| Total Operating Revenue | <u>\$ 376,667</u> | <u>\$ 802,389</u> | <u>\$ 1,131,640</u> | <u>\$ 2,310,697</u> |
| Non-Operating Revenue | | | | <u>\$2,500</u> |
| Requested Ad Valorem Taxing Authority | | | | \$0 |
| Total Revenue Budget | | | | <u>\$ 2,313,197</u> |
| Transfer to Other Funds | | | | |
| Debt Service Fund (Previous Capital Projects) | | | | \$ 183,911 |
| Renewal and Replacement Fund | | | | <u>35,000</u> |
| Operating Fund | | | | <u>\$2,094,286</u> |
| Total | | | | <u>\$ 2,313,197</u> |

**Airport Authority
Revenues
FY 2015/2016**



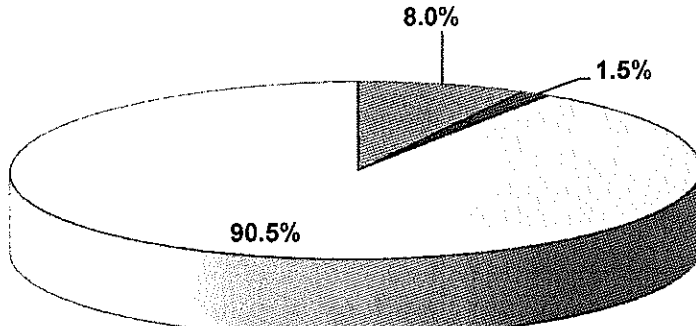
Operating Revenue
 Non-Operating Revenue
 Ad Valorem Revenue

**Airport Authority
Operating Revenue
FY 2014/2015**



Arthur Dunn
 Merritt Island
 Space Coast Regional

**Airport Authority
Revenue Allocation
FY 2014/2015**



Debt Service Fund
 R & R Fund
 Operating Fund

TITUSVILLE-COCOA AIRPORT AUTHORITY
REVENUE BUDGET ANALYSIS FOR FISCAL YEAR 2016

| Revenue Sources | Budget FY 2013-14 | Budget 2014-15 | 02/28/14 | | Projection to Current FY End | Proposed Budget FY 2015-16 | Difference In Budget FY 2014-15 to FY 2015-16 |
|-----------------------------|----------------------|-------------------|------------------------|---------|---------------------------------|----------------------------------|--|
| | | | FYTD Actual Revenue | 5 | | | |
| T-Hangars | | | | | | | |
| Arthur Dunn | | | | | | | |
| T-7 | 28,710 | 29,025 | 7,204 | 17,288 | 29,333 | 308 | |
| T-9 | 19,140 | 19,350 | 8,392 | 20,141 | 19,555 | 205 | |
| T-8 | 22,330 | 22,575 | 9,697 | 23,273 | 22,814 | 239 | |
| T-1 | 28,710 | 29,025 | 11,087 | 26,609 | 29,333 | 307 | |
| T-2 | 32,405 | 32,762 | 14,082 | 33,797 | 33,103 | 342 | |
| T-3 | 31,900 | 32,250 | 13,604 | 32,650 | 32,592 | 342 | |
| Subtotal with Vacancy Rate | 163,195 | 164,988 | 64,066 | 153,758 | 166,730 | 1,742 | |
| Merritt Island | | | | | | | |
| T-1 | 50,858 | 51,418 | 22,661 | 54,387 | 57,967 | 6,550 | |
| T-2 | 36,298 | 36,697 | 16,419 | 39,406 | 36,094 | (603) | |
| T-3 | 32,431 | 32,788 | 12,422 | 29,812 | 34,294 | 1,506 | |
| T-4 | 51,065 | 51,627 | 21,803 | 52,328 | 53,507 | 1,880 | |
| T-5 | 44,357 | 44,846 | 19,273 | 46,255 | 46,457 | 1,612 | |
| T-6 | 31,900 | 32,250 | 13,022 | 31,252 | 32,592 | 342 | |
| T-8 | 32,431 | 32,788 | 14,084 | 33,801 | 33,130 | 342 | |
| T-9 | 54,180 | 54,776 | 18,120 | 43,488 | 55,606 | 830 | |
| T-7 | 43,442 | 43,920 | 18,930 | 45,433 | 44,639 | 719 | |
| T-11 | 26,734 | 27,028 | 10,739 | 25,775 | 27,470 | 443 | |
| Port-a-Port | 29,242 | 29,563 | 6,950 | 16,681 | 16,063 | (13,500) | |
| T-12 | 46,784 | 47,299 | 19,737 | 47,370 | 48,073 | 774 | |
| T-10 | 33,783 | 34,154 | 14,649 | 35,158 | 28,634 | (5,520) | |
| T-14 | 35,618 | 36,010 | 15,468 | 37,124 | 41,904 | 5,894 | |
| Subtotal with Vacancy Rate | 549,123 | 555,164 | 224,279 | 538,269 | 556,431 | 1,267 | |
| Space Coast Regional | | | | | | | |
| T-9 | 35,824 | 36,218 | 13,134 | 31,523 | 41,635 | 5,417 | |
| T-5 | 31,900 | 32,250 | 12,474 | 29,938 | 36,666 | 4,416 | |
| T-4 | 31,900 | 32,250 | 13,202 | 31,684 | 36,666 | 4,416 | |

TITUSVILLE-COCOA AIRPORT AUTHORITY
REVENUE BUDGET ANALYSIS FOR FISCAL YEAR 2016

| Revenue Sources | Budget FY 2013-14 | Budget 2014-15 | 02/28/14 | | Projection to Current FY End | Proposed Budget FY 2015-16 | Difference In Budget FY 2014-15 to FY 2015-16 |
|-----------------------------------|----------------------|-------------------|------------------------|----------------|---------------------------------|----------------------------------|--|
| | | | FYTD Actual Revenue | Revenue | | | |
| T-3 | 31,900 | 32,250 | 13,853 | 33,247 | 36,666 | 4,416 | |
| T-2 | 31,900 | 32,250 | 13,022 | 31,253 | 36,666 | 4,416 | |
| T-8 | 33,417 | 33,785 | 13,091 | 31,418 | 38,412 | 4,627 | |
| T-7 | 36,759 | 37,163 | 15,964 | 38,314 | 42,253 | 5,090 | |
| T-10 | 50,773 | 51,331 | 10,499 | 25,197 | 49,809 | (1,523) | |
| Port-a-Port | 6,075 | 6,143 | 2,639 | 6,333 | 6,155 | 12 | |
| Subtotal with Vacancy Rate | 290,448 | 293,642 | 107,878 | 258,907 | 324,929 | 31,286 | |
| Total T-Hangars | 1,002,766 | 1,013,794 | 396,222 | 950,933 | 1,048,090 | 34,296 | |
| Service Centers | | | | | | | |
| Arthur Dunn | | | | | | | |
| Bldgs. 9,10, & 24 | 64,553 | 65,795 | 27,390 | 65,735 | 66,842 | 1,047 | |
| Fuel Flowage Fee | 500 | 600 | 780 | 1,872 | 900 | 300 | |
| Subtotal | 65,053 | 66,395 | 28,170 | 67,607 | 67,742 | 1,347 | |
| Merritt Island | | | | | | | |
| Bldg. 25 | 37,204 | 37,751 | 15,629 | 37,511 | 37,968 | 216 | |
| Fuel Flowage Fee | 6,000 | 6,000 | 2,192 | 5,261 | 7,000 | 1,000 | |
| Subtotal | 43,204 | 43,751 | 17,822 | 42,772 | 44,968 | 1,216 | |
| Space Coast Regional | | | | | | | |
| Bldgs. 52,27 | 61,592 | 57,343 | 23,918 | 57,404 | 62,539 | 5,197 | |
| Fuel Flowage Fee | 4,000 | 4,000 | 1,954 | 4,690 | 4,000 | - | |
| Bldg. 29 (Bristow) | 132,118 | 133,668 | 55,624 | 133,498 | 173,229 | 39,562 | |
| Bldg. 1 | 32,483 | 32,098 | 13,374 | 32,098 | 35,535 | 3,437 | |
| Fuel Flowage Fee | 18,000 | 18,000 | 5,454 | 13,090 | 18,000 | - | |
| Subtotal | 248,193 | 245,109 | 100,325 | 240,780 | 293,304 | 48,195 | |

TITUSVILLE-COCOA AIRPORT AUTHORITY
REVENUE BUDGET ANALYSIS FOR FISCAL YEAR 2016

| Revenue Sources | Budget FY 2013-14 | Budget 2014-15 | 02/28/14 FYTD Actual Revenue | Projection to Current FY End | Proposed Budget FY 2015-16 | Difference In Budget FY 2014-15 to FY 2015-16 |
|------------------------------|----------------------|-------------------|------------------------------------|---------------------------------|----------------------------------|--|
| | | | | | | |
| Total Service Centers | 356,450 | 355,255 | 146,316 | 351,159 | 406,014 | 50,758 |
| Building Leases | | | | | | |
| Arthur Dunn | | | | | | |
| Bldg. 20 | 18,435 | 18,790 | 7,822 | 18,772 | 18,982 | 192 |
| Bldg. 11 | 459 | 464 | 198 | 475 | 469 | 5 |
| Bldg. (Parks & Rec) | 7,862 | 7,983 | 3,308 | 7,940 | 8,035 | 52 |
| Bldg (385 Singleton) | 25,768 | 26,263 | 10,933 | 26,239 | 26,533 | 269 |
| Patch Lease | 4,004 | 4,069 | 1,685 | 4,043 | 9,384 | 5,315 |
| T-Hangar Offices | 5,933 | 5,999 | 2,621 | 6,290 | 6,012 | 12 |
| Subtotal | 62,461 | 63,569 | 26,567 | 63,760 | 69,414 | 5,846 |
| Merritt Island | | | | | | |
| Bldg. 2 | 12,511 | 12,730 | 5,324 | 12,779 | 12,863 | 133 |
| Bldg. 4 | 12,665 | 12,908 | 5,374 | 12,897 | 12,919 | 11 |
| Bldg. 5 | 2,503 | 2,539 | 1,053 | 2,528 | 2,558 | 19 |
| Bldg. 22 | 14,301 | 14,541 | 6,048 | 14,515 | 14,682 | 140 |
| T-Hangar Offices | 12,101 | 12,234 | 4,564 | 10,954 | 12,261 | 27 |
| Airport Storage | 130,000 | 125,000 | 59,089 | 141,813 | 125,000 | - |
| Subtotal | 184,081 | 179,954 | 81,452 | 195,484 | 180,283 | 329 |
| Space Coast Regional | | | | | | |
| Bldg. 9 | 59,120 | 60,486 | 25,126 | 60,303 | 60,742 | 256 |
| Bldgs. 40 & 41 | 63,210 | 63,210 | 26,338 | 63,210 | 74,620 | 11,410 |
| Bldg. 43 | 84,111 | 34,390 | 14,342 | 34,421 | 34,800 | 410 |
| Bldg. 51 | 69,774 | 32,088 | 1,060 | 2,544 | 0 | (32,088) |
| Bldg 53 | 55,422 | 35,530 | 21,444 | 51,465 | 0 | (35,530) |
| Bldg 26 | 45,613 | 89,528 | 19,182 | 46,036 | 124,356 | 34,828 |
| Admin - NEK | 18,208 | 18,347 | 8,696 | 20,871 | 19,867 | 1,520 |
| Admin - | 25,649 | 25,649 | 6,794 | 16,305 | 16,457 | (9,192) |
| Admin - Bristow | 31,611 | 32,150 | 13,385 | 32,123 | 32,464 | 314 |

TITUSVILLE-COCOA AIRPORT AUTHORITY
REVENUE BUDGET ANALYSIS FOR FISCAL YEAR 2016

| | Budget FY 2013-14 | Budget 2014-15 | 02/28/14 FYTD Actual Revenue | 5 Projection to Current FY End | Proposed Budget FY 2015-16 | Difference In Budget FY 2014-15 to FY 2015-16 |
|------------------------------|----------------------|-------------------|------------------------------------|--------------------------------------|----------------------------------|--|
| Revenue Sources | 6,562 | 6,635 | 2,986 | 7,165 | 6,648 | 13 |
| T-Hangar Offices | 459,280 | 398,011 | 139,352 | 334,445 | 369,952 | (28,059) |
| Subtotal | 705,822 | 641,534 | 247,371 | 593,689 | 619,650 | (21,884) |
| Total Building Leases | | | | | | |
| Land Leases | | | | | | |
| Arthur Dunn | 14,705 | 14,888 | 6,188 | 14,850 | 14,940 | 52 |
| Sheltair (T-Hangars) | | | - | - | 0 | |
| Patch Hangar | | | | | | |
| Subtotal | 14,705 | 14,888 | 6,188 | 14,850 | 14,940 | 52 |
| Merritt Island | | | | | | |
| Space Coast Aviation | 6,377 | 6,471 | 2,657 | 6,377 | 6,508 | 37 |
| Voyager | 6,314 | 6,436 | 2,679 | 6,430 | 6,506 | 71 |
| Servant Air Ministries | 3,944 | 3,966 | 1,659 | 3,981 | 4,013 | 47 |
| Subtotal | 16,635 | 16,872 | 6,995 | 16,787 | 17,027 | 155 |
| Space Coast Regional | | | | | | |
| Runway Wind Profiler | 5,270 | 5,328 | - | - | 1,023 | (4,305) |
| PAA Development | 23,196 | 23,196 | 9,665 | 23,196 | 23,196 | - |
| Space Coast Jet Center SUF | 5,886 | 5,886 | 2,461 | 5,905 | 6,020 | 134 |
| Air America Foundation | 2,267 | 2,309 | 960 | 2,304 | 2,331 | 22 |
| Intercom Inc. | 2,217 | 0 | - | - | 0 | - |
| Sheltair (T-Hangars) | 6,847 | 6,921 | 2,877 | 6,904 | 7,004 | 83 |
| Bristow Academy Land Leas | 89,159 | 90,942 | 37,667 | 90,400 | 92,761 | 1,819 |
| Bristow Academy SUP | 10,783 | 10,902 | 4,533 | 10,879 | 11,012 | 110 |
| Subtotal | 145,625 | 145,484 | 58,162 | 139,588 | 143,347 | (2,137) |
| Total Land Leases | 176,965 | 177,245 | 71,344 | 171,226 | 175,314 | (1,930) |
| Other Leases | | | | | | |
| Arthur Dunn | | | | | | |

TITUSVILLE-COCOA AIRPORT AUTHORITY
REVENUE BUDGET ANALYSIS FOR FISCAL YEAR 2016

| Revenue Sources | Budget FY 2013-14 | Budget 2014-15 | 02/28/14 | | 5 Projection to Current FY End | Proposed Budget FY 2015-16 | Difference In Budget FY 2014-15 to FY 2015-16 |
|-----------------------------------|----------------------|-------------------|------------------------|------------------|--------------------------------------|----------------------------------|--|
| | | | FYTD Actual Revenue | Revenue | | | |
| Houses | | | | | | | |
| 925 N. Singleton Ave. | 9,600 | 9,600 | 4,000 | 9,600 | 9,600 | 9,600 | - |
| 115 N Williams Ave. | 9,600 | 0 | - | - | 0 | 0 | - |
| 965 Luna Terrace | 9,600 | 9,600 | 4,250 | 10,200 | 9,600 | 9,600 | - |
| 712 Old Dixie Ave. | 8,400 | 8,400 | 3,500 | 8,400 | 8,400 | 8,400 | - |
| 901 N. Singleton Ave. | 0 | 0 | - | - | 0 | 0 | - |
| Sheltair Investment Fee | 30,240 | 30,240 | 12,600 | 30,240 | 30,240 | 30,240 | - |
| Subtotal | 67,440 | 57,840 | 24,350 | 58,440 | 57,840 | 57,840 | - |
| Merritt Island | | | | | | | |
| Aerial Sign North (Banner T | 3,622 | 3,667 | 1,529 | 3,670 | 3,680 | 3,680 | 13 |
| Subtotal | 3,622 | 3,667 | 1,529 | 3,670 | 3,680 | 3,680 | 13 |
| Space Coast Regional | | | | | | | |
| Webb Honey | 108 | 109 | 106 | 106 | 109 | 109 | - |
| Subtotal | 108 | 109 | 106 | 106 | 109 | 109 | - |
| Total Other Leases | 71,170 | 61,616 | 25,879 | 62,216 | 61,629 | 61,629 | 13 |
| Total Operating Revenue | | | | | | | |
| Arthur Dunn | 372,854 | 367,680 | 149,340 | 358,415 | 376,667 | 376,667 | 8,987 |
| Merritt Island | 796,665 | 799,409 | 332,076 | 796,982 | 802,389 | 802,389 | 2,980 |
| Space Coast Regional | 1,143,654 | 1,082,355 | 405,716 | 973,826 | 1,131,640 | 1,131,640 | 49,285 |
| Total Operating Revenue | 2,313,173 | 2,249,444 | 887,132 | 2,129,223 | 2,310,697 | 2,310,697 | 61,253 |
| Interest & Misc Income | 2,500 | 2,500 | 2,165 | 5,196 | 2,500 | 2,500 | - |
| Total Revenue | 2,315,673 | 2,251,944 | 889,297 | 2,134,419 | 2,313,197 | 2,313,197 | 61,253 |

**TITUSVILLE-COCCA AIRPORT AUTHORITY
PROPOSED OPERATING BUDGET
FISCAL YEAR 2015/2016**

| | Approved Budget FY 2014/2015 | | | Proposed FY 2015/2016 | | | Difference | Percentage change +/- |
|--|---------------------------------|-------------------|----------------|-----------------------|-------------------|------------------|----------------|--------------------------|
| | Arthur Dunn | Merritt Island | Space Coast | Arthur Dunn | Merritt Island | Space Coast | | |
| PERSONNEL SERVICES | | | | | | | | |
| Regular Salaries | 844,575 | 163,903 | 368,783 | 286,831 | | 819,517 | (25,058) | -3.0% |
| Payroll Taxes | 64,610 | 12,539 | 28,212 | 21,943 | | 62,693 | (1,917) | -3.0% |
| Workmans Compensation Insurance | 16,722 | 3,590 | 8,078 | 6,283 | | 17,950 | 1,228 | 7.3% |
| Allocated Benefits | 265,934 | 56,378 | 126,850 | 98,661 | | 281,890 | 15,956 | 6.0% |
| TOTAL PERSONNEL SERVICES | 1,191,841 | 236,410 | 531,922 | 413,717 | | 1,182,050 | (9,791) | -0.8% |
| OPERATING EXPENSES/CAPITAL OUTLAY | | | | | | | | |
| Professional Services | | | | | | | | |
| Appraisals/Surveys | - | - | - | - | | - | - | #DIV/0! |
| General Consultant | 10,000 | 2,000 | 4,500 | 3,500 | | 10,000 | - | |
| Legal Fees | 45,000 | 9,000 | 20,250 | 15,750 | | 45,000 | - | |
| Accounting and Auditing | | | | | | | | |
| Accounting and Auditing | 34,000 | 6,800 | 15,300 | 11,900 | | 34,000 | - | |
| Other Contractual Services | | | | | | | | |
| Computer Technical Support | 1,000 | 200 | 450 | 350 | | 1,000 | - | |
| Janitorial Services | 8,000 | 1,400 | 3,150 | 2,450 | | 7,000 | (1,000) | -12.5% |
| Other Contractual Services | - | - | - | - | | - | - | #DIV/0! |
| Travel and Training | | | | | | | | |
| Travel & Per Diem | - | 1,800 | 4,050 | 3,150 | | 9,000 | 9,000 | 100.0% |
| Employee Development | - | 939 | 2,113 | 1,644 | | 4,696 | 4,696 | 100.0% |
| Communications and Freight | | | | | | | | |
| Telecommunications | 36,550 | 6,833 | 15,375 | 11,958 | | 34,167 | (2,383) | -6.5% |
| Postage | 4,800 | 960 | 2,160 | 1,680 | | 4,800 | - | |
| Utility Services | | | | | | | | |
| Utility Services | 141,000 | 28,908 | 65,043 | 50,589 | | 144,540 | 3,540 | 2.5% |
| Rentals and Leases | | | | | | | | |
| Rentals & Leases | 16,225 | 3,245 | 7,301 | 5,679 | | 16,225 | - | |
| Insurance | | | | | | | | |
| Property & Casualty | 246,307 | 47,786 | 107,518 | 83,625 | | 238,928 | (7,379) | -3.0% |
| General Liability | 39,402 | 9,030 | 20,318 | 15,803 | | 45,152 | 5,750 | 14.6% |
| Other Insurance & Bonds | 400 | 85 | 191 | 149 | | 425 | 25 | 6.3% |
| Repairs and Maintenance | | | | | | | | |
| Maintenance Contracts | 11,500 | 2,300 | 5,175 | 4,025 | | 11,500 | - | |
| Other Repairs & Maintenance | 117,500 | 23,500 | 52,875 | 41,125 | | 117,500 | - | |
| Printing & Binding | | | | | | | | |
| Printing & Binding | - | - | - | - | | - | - | #DIV/0! |
| Promotional Activities | | | | | | | | |
| Marketing/Advertising | 2,500 | 2,000 | 4,500 | 3,500 | | 10,000 | 7,500 | 300.0% |
| Other Promotional Activities | - | 1,000 | 2,250 | 1,750 | | 5,000 | 5,000 | 100.0% |

TITUSVILLE-COCOA AIRPORT AUTHORITY
 PROPOSED OPERATING BUDGET
 FISCAL YEAR 2015/2016

| | Approved Budget FY 2014/2015 | Proposed FY 2015/2016 | | | Proposed Budget FY 2015/2016 | Difference | Percentage change +/- |
|---|---------------------------------|-----------------------|-------------------|------------------|---------------------------------|-----------------|--------------------------|
| | | Arthur Dunn | Merritt Island | Space Coast | | | |
| Other Current Charges and Obligations | | | | | | | |
| Legal Notices & Advertising | 2,300 | 460 | 805 | 1,035 | | | |
| Other Current Charges & Obligations | 13,000 | 2,600 | 4,550 | 5,850 | | | |
| Office Supplies | | | | | | | |
| Office Supplies | 9,000 | 1,800 | 3,150 | 4,050 | | | |
| Operating Supplies | | | | | | | |
| Operating Supplies | 55,000 | 11,000 | 19,250 | 24,750 | | | |
| Operating Furniture, Fixtures, Equipment and Sc | 1,000 | 541 | 946 | 1,216 | | | |
| Uniforms | 6,000 | 1,200 | 2,100 | 2,700 | | | |
| Books, Publications, Subscriptions and Memberships | | | | | | | |
| Books, Publications, Compact Disks, Videos & E | 300 | 60 | 105 | 135 | | | |
| Dues & Memberships | 2,000 | 1,000 | 1,750 | 2,250 | | | |
| Capital Outlay | | | | | | | |
| Capital Outlay | - | 8,000 | 14,000 | 18,000 | | | |
| Contingency | 24,879 | 8,000 | 14,000 | 18,000 | | | |
| TOTAL OPERATING EXPENSES/CAPITAL OUTLAY | \$827,663 | \$182,447 | \$319,283 | \$410,506 | \$912,236 | \$84,573 | 10.2% |
| TOTAL PERSONNEL, OPERATING EXPENSES/CAPIT/ | \$2,019,504 | \$418,857 | \$733,000 | \$942,429 | \$2,094,286 | \$74,782 | 3.7% |

Expense Allocation Table

| X21 | COI | TIX |
|-------|-------|-------|
| 20.0% | 35.0% | 45.0% |

TITUSVILLE-COCOA AIRPORT AUTHORITY
 BASIC OPERATING BUDGET
 FY 2015-2016

| Account Description | Approved Budget FY 2014/2015 | Proposed Budget FY 2015/2016 | Difference | Percentage change +/- |
|---|---------------------------------|---------------------------------|----------------|--------------------------|
| PERSONNEL SERVICES | | | | |
| Regular Salaries | 844,575 | 819,517 | (25,058) | -3.0% |
| Payroll Taxes | 64,610 | 62,693 | (1,917) | -3.0% |
| Workmans Compensation Insurance | 16,722 | 17,950 | 1,228 | 7.3% |
| Allocated Benefits | 265,934 | 281,890 | 15,956 | 6.0% |
| Retirement | 88,115 | 92,715 | 4,600 | |
| Insurance | 174,819 | 186,175 | 11,356 | |
| Education | 3,000 | 3,000 | - | |
| TOTAL PERSONNEL SERVICES | 1,191,841 | 1,182,050 | (9,791) | -0.8% |
| OPERATING EXPENSES/CAPITAL OUTLAY | | | | |
| Professional Services | | | | |
| Appraisals | - | - | - | #DIV/0! |
| Land/Building Appraisals | - | - | - | |
| General Consultant | 10,000 | 10,000 | - | 0.0% |
| Architectual & Engineering Design | 10,000 | 10,000 | - | 0.0% |
| Legal Fees | 45,000 | 45,000 | - | 0.0% |
| Attorney Fees | 45,000 | 45,000 | - | 0.0% |
| Accounting and Auditing | | | | |
| Accounting and Auditing | 34,000 | 34,000 | - | 0.0% |
| Audit & Misc Accounting Fees | 34,000 | 34,000 | - | 0.0% |
| Other Contractual Services | | | | |
| Temporary Help | - | - | - | |
| Temp Service | - | - | - | |
| Federal Consulting Services | - | - | - | |
| Legislative Services | - | - | - | |
| Computer Technical Support | 1,000 | 1,000 | - | 0.0% |
| Tech Support | 1,000 | 1,000 | - | 0.0% |
| Landscaping | - | - | - | |
| Maintenance Contract | - | - | - | |
| Janitorial Services | 8,000 | 7,000 | (1,000) | -12.5% |
| Cleaning Services | 8,000 | 7,000 | (1,000) | -12.5% |
| Other Contractual Services | - | - | - | 0.0% |
| Employee Testing | - | - | - | 0.0% |
| Travel and Training | | | | |
| Travel & Per Diem | - | 9,000 | 9,000 | #DIV/0! |
| Aviation Related Meetings and Conferences | - | 9,000 | 9,000 | #DIV/0! |
| Training & Education | - | 4,696 | 4,696 | #DIV/0! |
| Employee Training & Development | - | 4,696 | 4,696 | #DIV/0! |
| Communications and Freight | | | | |
| Telecommunications | 36,550 | 34,167 | (2,383) | -6.5% |
| Telephone | 9,500 | 9,270 | (230) | |
| Telephone - Arthur Dunn | 2,500 | 1,545 | (955) | |
| Telephone - Merritt Island | 3,000 | 3,502 | 502 | |
| Telephone - Space Coast | 12,000 | 10,300 | (1,700) | |
| Cellular Phones | 7,500 | 7,500 | - | |
| Cable | 1,500 | 1,500 | - | |
| Internet Fees | 550 | 550 | - | |
| Postage | 4,800 | 4,800 | - | 0.0% |
| Postage | 4,000 | 4,000 | - | 0.0% |

TITUSVILLE-COCOA AIRPORT AUTHORITY
 BASIC OPERATING BUDGET
 FY 2015-2016

7/10/2016, 11:18 AM, Proposed 1516 Budget.xls

| Account Description | Approved Budget | | Proposed Budget | | Difference | Percentage change +/- |
|--|-----------------|--------------|-----------------|--------------|------------|-----------------------|
| | FY 2014/2015 | FY 2015/2016 | FY 2015/2016 | FY 2015/2016 | | |
| Express Mail Delivery | 800 | | 800 | | - | |
| Utility Services | | | | | | |
| Water/Sewer | 15,000 | 141,000 | 15,750 | 144,540 | - | 2.5% |
| Irrigation/Water | - | | - | | 750 | |
| Electricity | 93,000 | | 95,790 | | 2,790 | |
| Storm Water Fees | 25,000 | | 25,000 | | - | |
| Solid Waste & Recycling | 8,000 | | 8,000 | | - | |
| Rentals and Leases | | | | | | |
| Rentals & Leases | | 16,225 | | 16,225 | - | 0.0% |
| Equipment Rental | 5,000 | | 5,000 | | - | |
| Postage Machine | 725 | | 725 | | - | |
| Copy Machine | 3,000 | | 3,000 | | - | |
| Phone System | 7,500 | | 7,500 | | - | |
| Insurance | | | | | | |
| Property & Casualty | | 246,307 | | 238,928 | (7,379) | -3.0% |
| Buildings & Equipment | | 39,402 | | 45,152 | 5,750 | 14.6% |
| Fuel Tanks | 3,000 | | 3,000 | | - | |
| General Liability | 12,000 | | 12,000 | | - | |
| Auto Liability | 12,000 | | 18,052 | | 6,052 | |
| Housing | 7,402 | | 7,650 | | 248 | |
| Officers Liability | 5,000 | | 4,450 | | (550) | |
| Other Insurance & Bonds | | 400 | | 425 | 25 | 6.3% |
| Employee Bond | 400 | | 425 | | 25 | |
| Repairs and Maintenance | | | | | | |
| Maintenance Contracts | 7,500 | 11,500 | 7,500 | 11,500 | - | 0.0% |
| Service Contracts | - | | - | | - | |
| Recycling | 1,600 | | 1,600 | | - | |
| Pest Control | 2,400 | | 2,400 | | - | |
| Lift Station | - | | - | | - | |
| Other Repairs & Maintenance | - | 117,500 | - | 117,500 | - | 0.0% |
| T-Hangar Maintenance | - | | - | | - | |
| Auto Repair | 10,000 | | 10,000 | | - | |
| Equipment & Buildings | 102,500 | | 102,500 | | - | |
| Office Equipment | 5,000 | | 5,000 | | - | |
| Printing & Binding | | | | | | |
| Printing & Binding | - | | - | | - | #DIV/0! |
| General Printing and Binding | - | | - | | - | |
| Promotional Activities | | | | | | |
| Advertising | 2,500 | 2,500 | 10,000 | 10,000 | 7,500 | 300.0% |
| Marketing | - | | - | | - | |
| Website & Yellow Pages | - | | - | | - | |
| Other Promotional Activities | - | | - | | - | |
| NBAA Annual Conference | - | | - | 5,000 | 5,000 | #DIV/0! |
| AOPA Annual Conference | - | | - | | - | |
| General Promo Activities | - | | - | | - | |
| Presentation/Promo Material | - | | - | 5,000 | 5,000 | |
| Other Current Charges and Obligations | | | | | | |
| Legal Notices & Advertising | 2,300 | 2,300 | | 2,300 | - | 0.0% |

TITUSVILLE-COCOA AIRPORT AUTHORITY
 BASIC OPERATING BUDGET
 FY 2015-2016

| Account Description | Approved Budget FY 2014/2015 | Proposed Budget FY 2015/2016 | Difference | Percentage change +/- |
|--|---------------------------------|---------------------------------|-----------------|--------------------------|
| Legal Notices (RFP/RFB) | 2,000 | 2,000 | - | |
| Board Meeting Dates | 300 | 300 | - | |
| Other Current Charges & Obligations | 13,000 | 13,000 | - | 0.0% |
| Redevelopment Fees | - | - | - | |
| Real Estate Taxes | 13,000 | 13,000 | - | |
| Tax Appraiser Fees | - | - | - | |
| Tax Collector Fees | - | - | - | |
| Office Supplies | 9,000 | 9,000 | - | 0.0% |
| Office Supplies | 9,000 | 9,000 | - | |
| Office Supplies | - | - | - | |
| Operating Supplies | 55,000 | 55,000 | - | 0.0% |
| Operating Supplies | 55,000 | 55,000 | - | |
| Fuel Products | 1,000 | 2,703 | 1,703 | 170.3% |
| Operating Furniture, Fixtures, Equipment and Software | 1,000 | 1,000 | - | |
| Software | 6,000 | 1,703 | 1,703 | 0.0% |
| Computer Equipment | - | - | - | |
| Uniforms | 6,000 | 6,000 | - | 0.0% |
| Maintenance Uniforms | - | - | - | |
| Books, Publications, Subscriptions and Memberships | 300 | 300 | - | 0.0% |
| Books, Publications, Compact Disks, Videos & Subscriptions | 300 | 300 | - | |
| Airport Publications | - | - | - | |
| AAAE DigiCast | - | - | - | |
| The Orlando Sentinel | - | - | - | |
| Florida Today | - | - | - | |
| Dues & Memberships | 2,000 | 5,000 | 3,000 | 150.0% |
| AAAE, FAC, SEC, etc | - | - | - | |
| FAC Airport Mem., Chambers, EDC, etc. | 2,000 | 5,000 | 3,000 | |
| Capital Outlay | - | 40,000 | 40,000 | #DIV/0! |
| Capital Outlay (Vehicles & Equipment) | - | 45,000 | 45,000 | |
| Contingency | 24,879 | 42,000 | 17,121 | 60.8% |
| TOTAL OPERATING EXPENSES/CAPITAL OUTLAY | \$827,663 | \$912,236 | \$84,573 | 10.2% |
| TOTAL PERSONNEL, OPERATING EXPENSES/CAPITAL OUTLAY | \$2,019,504 | \$2,094,286 | \$74,782 | 3.7% |



TIX → SPACE COAST REGIONAL AIRPORT
COI → MERRITT ISLAND AIRPORT
X2I → ARTHUR DUNN AIRPARK

355 Golden Knights Blvd. → Titusville, Florida 32780 → 321.267.8780 → fax: 321.383.4284 → email: admins@flairport.com

MEMORANDUM

TO: Members of the Airport Authority

FROM: Michael D. Powell, C.M., ACE
Chief Executive Officer

DATE: July 16, 2015

ITEM DESCRIPTION - NEW BUSINESS ITEM C

Discussion by Mr. Brian Russell or Mr. Aaron McDaniel of Recent Invoiced Costs by the Michael Baker Jr., Inc. and Contractors Regarding Current Projects

BACKGROUND

The Michael Baker Jr., Inc. is currently conducting the engineering and oversight work for contractors on current projects.

The invoice review is to keep the Board informed and ensure we meet FDOT compliance requirements.

ISSUES

All projects are moving forward.

ALTERNATIVES

If anything regarding the numbers is unclear during the discussion, the Airport Authority Board may ask questions about the costs to ensure everyone is comfortable with the invoices as presented.

FISCAL IMPACT

The current Invoiced Costs for the invoices will be covered by Mr. Brian Russell or Mr. Aaron McDaniel, of Michael Baker Jr., Inc., in detail at the Board Meeting. The back-up documentation is provided for the Board's convenience of reference.

RECOMMENDED ACTION

It is respectfully requested that the Airport Authority Board resolve to (1) Concur with approval of the invoiced costs by Michael Baker Jr., Inc. and (2) authorize an Authority Officer or the Chief Executive Officer to execute the necessary documentation upon satisfactory review by legal counsel.

Michael Baker
INTERNATIONAL

MICHAEL BAKER JR., INC.
5200 Belfort Road
Concourse III, Suite 110
Jacksonville, FL 32256
(904) 380-2500

JUNE 9, 2015

MR. MICHAEL D. POWELL, C.M., ACE
CEO
TITUSVILLE - COCOA AIRPORT AUTHORITY
355 GOLDEN KNIGHTS BOULEVARD
TITUSVILLE, FL 32780

REQUEST NO. 11 - FINAL
PROJECT NO. 137445

RE: MERRITT ISLAND AIRPORT
RSA COMPLIANCE & SHORELINE STABILIZATION PROJECT

INVOICE NO. 908721

FOR FEES BILLED THROUGH MAY 31, 2015

\$503,357.00

| | <u>INVOICED THIS PERIOD</u> | <u>INVOICED TO DATE</u> |
|---|---------------------------------|-----------------------------|
| <u>BASIC SERVICES</u> | | |
| PHASE 1-4 CIVIL SITE 30/90/FINAL/BIDDING | | |
| 100% COMPLETE OF \$111,749.00 | \$0.00 | \$111,749.00 |
| PHASE 5 - ENVIRONMENTAL | | |
| 100% COMPLETE OF \$203,246.00 | \$4,064.92 ✓ | \$203,246.00 |
| PHASE 6 - COASTAL ENGINEERING | | |
| 100% COMPLETE OF \$25,874.00 | <u>\$0.00</u> | <u>\$25,874.00</u> |
| | \$4,064.92 ✓ | \$340,869.00 |
| <u>ADDITIONAL SERVICES</u> | | |
| SJRWMD ERP (CIVIL SITE PORTION) | | |
| 100% COMPLETE OF \$39,200.00 | \$0.00 | \$39,200.00 |
| BREVARD COUNTY STORMWATER PERMIT (CIVIL SITE PORTION) | | |
| 100% COMPLETE OF \$23,800.00 | \$0.00 | \$23,800.00 |
| PERMIT FEES | | |
| 71% COMPLETE OF \$4,938.00 | <u>\$0.00</u> | <u>\$3,488.95</u> |
| | \$0.00 | \$66,488.95 |
| <u>SUBCONSULTANTS</u> | | |
| PROPERTY, TOPO, HYDRO & WETLAND SURVEY (AIRPORT SITE) | | |
| 100% COMPLETE OF \$15,000.00 | \$0.00 | \$15,000.00 |
| PROPERTY, TOPO & WETLAND SURVEY (ACQUISITION SITE) | | |
| 100% COMPLETE OF \$31,500.00 | \$7,875.00 ✓ | \$31,500.00 |
| GEOTECHNICAL INVESTIGATION (AIRPORT SITE) | | |
| 100% COMPLETE OF \$5,000.00 | \$0.00 | \$5,000.00 |
| GEOTECHNICAL INVESTIGATION (ACQUISITION SITE) | | |
| 100% COMPLETE OF \$8,000.00 | \$0.00 | \$8,000.00 |
| SEAGRASS SURVEY | | |
| 100% COMPLETE OF \$21,050.00 | \$0.00 | \$21,050.00 |
| PROPERTY RESEARCH & LAND ACQUISITION SERVICES | | |
| 100% COMPLETE OF \$14,000.00 | <u>\$3,500.00</u> | <u>\$14,000.00</u> |
| | \$11,375.00 ✓ | \$94,550.00 |
| TOTAL EARNINGS | \$15,439.92 ✓ | \$501,907.95 |

AMOUNT DUE THIS INVOICE

\$15,439.92

Michael Powell
6/19/15

TITUSVILLE - COCOA AIRPORT AUTHORITY
DATE: JUNE 9, 2015
INV. NO.: 908721
PAGE 2 OF 2

Statement of Accounts Receivable:

| Invoice # | Date | 0 - 30 | 31 - 60 | 61 - 90 | 91 - 120 | 121 + | Total AR |
|-----------|----------|-------------|---------|---------|----------|--------|-------------|
| 908721 | 6/9/15 | \$15,439.92 | | | | | \$15,439.92 |
| | Subtotal | \$15,439.92 | \$0.00 | \$0.00 | \$0.00 | \$0.00 | \$15,439.92 |


Electronic Payment:

Citizens Bank
ABA: 036-076-150
Account No.: 6101710975
SWIFT: CTZIUS33

Mail Payment:

P O Box 536408
Pittsburgh, PA 15253-5906

RESPECTFULLY SUBMITTED,
MICHAEL BAKER JR., INC.



BRIAN C. RUSSELL, P.E.
PROJECT MANAGER

Michael Baker
INTERNATIONAL

MICHAEL BAKER JR., INC.
5200 Belfort Road
Concourse III, Suite 110
Jacksonville, FL 32256
(904) 380-2500
(803) 231-4062 Billing

JUNE 9, 2015

MR. MICHAEL D. POWELL, C.M., ACE
CEO
TITUSVILLE - COCOA AIRPORT AUTHORITY
355 GOLDEN KNIGHTS BOULEVARD
TITUSVILLE, FL 32780

REQUEST NO. 12
PROJECT NO. 135986

RE: SPACE COAST REGIONAL AIRPORT
EASTSIDE AIRCRAFT STORAGE HANGAR

INVOICE NO. 908697

| | | FOR FEES BILLED THROUGH MAY 31, 2015 | | | |
|--|---------------------|--------------------------------------|--|---------------------------------|-----------------------------|
| Contract | \$256,670.70 | | | <u>INVOICED THIS PERIOD</u> | <u>INVOICED TO DATE</u> |
| <u>BASIC SERVICES</u> | | | | | |
| PHASE 1 - 45% DESIGN | | | | | |
| 100% COMPLETE OF | \$36,926.62 | | | \$0.00 | \$36,926.62 |
| PHASE 2 - 90% DESIGN | | | | | |
| 100% COMPLETE OF | \$40,913.62 | | | \$0.00 | \$40,913.62 |
| PHASE 3 - FINAL DOCUMENTS | | | | | |
| 100% COMPLETE OF | \$40,745.81 | | | \$0.00 | \$40,745.81 |
| PHASE 4 - BIDDING | | | | | |
| 100% COMPLETE OF | \$15,201.80 | | | \$0.00 | \$15,201.80 |
| PHASE 5 - CONSTRUCTION ADMINISTRATION (Architecture) | | | | | |
| 25% COMPLETE OF | \$24,318.85 | | | \$2,431.89 | \$6,079.71 |
| CONSTRUCTION ADMINISTRATION (Civil) | | | | | |
| 25% COMPLETE OF | \$25,573.00 | | | \$2,557.30 | \$6,393.25 |
| | <u>\$183,679.70</u> | | | <u>\$4,989.19</u> | <u>\$146,260.81</u> |
| <u>PERMITTING SERVICES</u> | | | | | |
| SUB - HONEYCUTT | | | | | |
| 100% COMPLETE OF | \$5,440.00 | | | \$0.00 | \$5,440.00 |
| BAKER | | | | | |
| 100% COMPLETE OF | \$2,560.00 | | | \$0.00 | \$2,560.00 |
| | <u>\$8,000.00</u> | | | <u>\$0.00</u> | <u>\$8,000.00</u> |
| <u>SUBCONSULTANTS</u> | | | | | |
| STRUCTURAL DESIGN & CA (Bowen) | | | | | |
| 83% COMPLETE OF | \$8,636.00 | | | \$0.00 | \$7,185.00 |
| M/E/P DESIGN & CA (Bobes) | | | | | |
| 100% COMPLETE OF | \$10,855.00 | | | \$0.00 | \$10,855.00 |
| TOPOGRAPHIC SURVEY (Honeycutt) | | | | | |
| 96% COMPLETE OF | \$2,500.00 | | | \$0.00 | \$2,410.00 |
| GEOTECHNICAL INVESTIGATION & CONSTRUCTION TESTING (Cat-Tech) | | | | | |
| 27% COMPLETE OF | \$12,000.00 | | | \$0.00 | \$3,275.00 |
| SITE ELECTRICAL DESIGN & CONSTRUCTION SERVICES (Hillers) | | | | | |
| 60% COMPLETE OF | \$14,350.00 | | | \$0.00 | \$8,600.00 |
| IRRIGATION & LANDSCAPING DESIGN (JCR) | | | | | |
| 77% COMPLETE OF | \$16,650.00 | | | \$0.00 | \$12,850.00 |
| | <u>\$64,991.00</u> | | | <u>\$0.00</u> | <u>\$45,175.00</u> |
| TOTAL EARNINGS | | | | \$4,989.19 | \$199,435.82 |
| AMOUNT DUE THIS INVOICE | | | | | \$4,989.19 |

Michael Powell
6/19/15

TITUSVILLE - COCOA AIRPORT AUTHORITY
JUNE 9, 2015
INV. NO.: 908697
PAGE 2 OF 2

Statement of Accounts Receivable:

| Invoice # | Date | 0 - 30 | 31 - 60 | 61 - 90 | 91 - 120 | 121 + | Total AR |
|-----------|----------|------------|---------|---------|----------|--------|------------|
| 908697 | 6/9/15 | \$4,989.19 | | | | | \$4,989.19 |
| | Subtotal | \$4,989.19 | \$0.00 | \$0.00 | \$0.00 | \$0.00 | \$4,989.19 |


Electronic Payment:

Citizens Bank
ABA: 036-076-150
Account No.: 6101710975
SWIFT: CTZIUS33

Mail Payment:

P O Box 536408
Pittsburgh, PA 15253-5906

RESPECTFULLY SUBMITTED,
MICHAEL BAKER JR., INC.



BRIAN C. RUSSELL, P.E.
PROJECT MANAGER

Titusville-Cocoa Airport Authority
Check Register
For the Period From May 1, 2015 to May 31, 2015

Filter Criteria includes: Report order is by Date.

| Check # | Date | Payee | Cash Account | Amount |
|---------|--------|----------------------------|--------------|----------|
| 34365 | 5/1/15 | AG-PRO Companies | 101000 | 3,718.25 |
| 34366 | 5/1/15 | Atlantic Wire & Rigging | 101000 | 158.00 |
| 34367 | 5/1/15 | A T & T | 101000 | 313.21 |
| 34368 | 5/1/15 | AT&T Mobility | 101000 | 390.77 |
| 34369 | 5/1/15 | BrightHouse Networks | 101000 | 116.52 |
| 34370 | 5/1/15 | Capital Office Products | 101000 | 184.67 |
| 34371 | 5/1/15 | Cintas Corp., Loc. 149 | 101000 | 244.59 |
| 34372 | 5/1/15 | City Of Cocoa | 101000 | 181.39 |
| 34373 | 5/1/15 | City Of Titusville | 101000 | 860.66 |
| 34374 | 5/1/15 | City Of Titusville | 101000 | 229.34 |
| 34375 | 5/1/15 | Dish | 101000 | 50.00 |
| 34376 | 5/1/15 | Energywise A/C | 101000 | 347.00 |
| 34377 | 5/1/15 | Florida Power & Light | 101000 | 3,173.70 |
| 34378 | 5/1/15 | Goodyear | 101000 | 459.04 |
| 34379 | 5/1/15 | Lowes | 101000 | 680.23 |
| 34380 | 5/1/15 | Marie's Coffee Service | 101000 | 72.25 |
| 34381 | 5/1/15 | Metal Roof Factory | 101000 | 700.00 |
| 34382 | 5/1/15 | Miller Bearings | 101000 | 79.61 |
| 34383 | 5/1/15 | Moore's Tire Outlet | 101000 | 40.00 |
| 34384 | 5/1/15 | Safety-Kleen | 101000 | 565.00 |
| 34385 | 5/1/15 | S.F. Travis Co. | 101000 | 19.77 |
| 34386 | 5/1/15 | Sherwin Williams | 101000 | 322.49 |
| 34387 | 5/1/15 | Space Coast Fire & Safety | 101000 | 245.00 |
| 34388 | 5/1/15 | Waste Management | 101000 | 175.76 |
| 34389 | 5/1/15 | Windstream Communications | 101000 | 1,111.78 |
| 34390 | 5/1/15 | Terry Wooldridge | 101000 | 153.66 |
| 34391 | 5/1/15 | Jerry Sansom | 101000 | 349.60 |
| 34392 | 5/1/15 | Steve Haberberger | 101000 | 285.58 |
| 34393 | 5/1/15 | Keith Coffman | 101000 | 25.00 |
| 34394 | 5/1/15 | Delta Dental | 101000 | 8.59 |
| 34395 | 5/1/15 | Delta Dental Insurance Co. | 101000 | 507.10 |
| 34396 | 5/1/15 | DavisVision | 101000 | 61.82 |

Titusville-Cocoa Airport Authority
Check Register
For the Period From May 1, 2015 to May 31, 2015

Filter Criteria includes: Report order is by Date.

| Check # | Date | Payee | Cash Account | Amount |
|---------|---------|----------------------------------|--------------|-----------|
| 34397 | 5/1/15 | ICMA Retirement Trust | 101000 | 1,003.32 |
| 34398 | 5/1/15 | Standard Insurance Company | 101000 | 596.80 |
| 34400 | 5/15/15 | A T & T | 101000 | 495.38 |
| 34401 | 5/15/15 | Bennett Auto Supply | 101000 | 342.29 |
| 34402 | 5/15/15 | Boggs Gases | 101000 | 63.56 |
| 34403 | 5/15/15 | Brevard County Utility Resources | 101000 | 100.00 |
| 34404 | 5/15/15 | Cintas Corp., Loc. 149 | 101000 | 156.43 |
| 34405 | 5/15/15 | Dish | 101000 | 47.60 |
| 34406 | 5/15/15 | Florida Power & Light | 101000 | 5,210.53 |
| 34407 | 5/15/15 | Goodyear | 101000 | 384.30 |
| 34408 | 5/15/15 | Home Depot | 101000 | 160.13 |
| 34409 | 5/15/15 | Lowes | 101000 | 224.59 |
| 34410 | 5/15/15 | Michael Baker International | 101000 | 1,148.55 |
| 34411 | 5/15/15 | MITEL Leasing | 101000 | 204.46 |
| 34412 | 5/15/15 | ServiceMasterClean | 101000 | 510.00 |
| 34413 | 5/15/15 | Space Coast Fire & Safety | 101000 | 180.00 |
| 34414 | 5/15/15 | Watkins Fuel Oil | 101000 | 3,472.18 |
| 34415 | 5/15/15 | Watson, Soileau, Deleo, | 101000 | 4,691.76 |
| 34416 | 5/15/15 | Jay Bahakta | 101000 | 50.00 |
| 34417 | 5/15/15 | Board Of Co. Commissioners | 101000 | 14,266.67 |
| 34418 | 5/15/15 | ICMA Retirement Trust | 101000 | 1,003.32 |
| 34419 | 5/15/15 | Chrisopher E. Broome, Esq. | 101000 | 25.00 |
| 34420 | 5/29/15 | AG-PRO Companies | 101000 | 783.86 |
| 34421 | 5/29/15 | Allen Enterprises, Inc. | 101000 | 6,472.80 |
| 34422 | 5/29/15 | AT&T Mobility | 101000 | 442.41 |
| 34423 | 5/29/15 | A T & T | 101000 | 315.52 |
| 34424 | 5/29/15 | BrightHouse Networks | 101000 | 78.26 |
| 34425 | 5/29/15 | Brown & Brown Insurance | 101000 | 1,105.00 |
| 34426 | 5/29/15 | C & D Construction, Inc. | 101000 | 57,956.40 |
| 34427 | 5/29/15 | Cintas Corp., Loc. 149 | 101000 | 175.14 |
| 34428 | 5/29/15 | City Of Cocoa | 101000 | 178.49 |
| 34429 | 5/29/15 | City Of Titusville | 101000 | 718.90 |

Titusville-Cocoa Airport Authority
Check Register
For the Period From May 1, 2015 to May 31, 2015

Filter Criteria includes: Report order is by Date.

| Check # | Date | Payee | Cash Account | Amount |
|--------------|---------|-----------------------------------|--------------|-------------------|
| 34430 | 5/29/15 | City Of Titusville | 101000 | 245.75 |
| 34431 | 5/29/15 | Cocoa Paper Company | 101000 | 179.93 |
| 34432 | 5/29/15 | Copytronics Information Systems | 101000 | 345.69 |
| 34433 | 5/29/15 | Dept. Of Environmental Protection | 101000 | 25.00 |
| 34434 | 5/29/15 | Dish | 101000 | 55.00 |
| 34435 | 5/29/15 | Flagler Development Company | 101000 | 788.77 |
| 34436 | 5/29/15 | Florida Power & Light | 101000 | 3,143.77 |
| 34437 | 5/29/15 | GLF Construction Corp. | 101000 | 382,397.01 |
| 34438 | 5/29/15 | Goodyear | 101000 | 289.48 |
| 34439 | 5/29/15 | Lowes | 101000 | 191.48 |
| 34440 | 5/29/15 | Marie's Coffee Service | 101000 | 80.00 |
| 34441 | 5/29/15 | Metal Roof Factory | 101000 | 245.00 |
| 34442 | 5/29/15 | Miller Bearings | 101000 | 40.00 |
| 34443 | 5/29/15 | Naturchem, Inc. | 101000 | 1,320.00 |
| 34444 | 5/29/15 | Nix Pest Management | 101000 | 256.00 |
| 34445 | 5/29/15 | Royal Oaks Medical Center | 101000 | 70.00 |
| 34446 | 5/29/15 | Standard Signs, Inc. | 101000 | 1,039.42 |
| 34447 | 5/29/15 | Titusville Rotary Club | 101000 | 240.00 |
| 34448 | 5/29/15 | Waste Management | 101000 | 175.76 |
| 34449 | 5/29/15 | Windstream Communications | 101000 | 1,154.56 |
| 34450 | 5/29/15 | Ken Lacy & Vicki Smith | 101000 | 33.70 |
| 34451 | 5/29/15 | Tom & Linda Waid | 101000 | 358.64 |
| 34453 | 5/29/15 | Delta Dental | 101000 | 8.59 |
| 34455 | 5/29/15 | Delta Dental Insurance Co. | 101000 | 564.68 |
| 34456 | 5/29/15 | ICMA Retirement Trust | 101000 | 1,003.32 |
| 34457 | 5/29/15 | Standard Insurance Company | 101000 | 627.06 |
| Total | | | | 513,272.64 |

Titusville-Cocoa Airport Authority
 Budget vs Actual
 May FY 14/15

| Expense | Budget | Arthur Dunn | Space Coast | Merritt Island | G & A | Unallocated | Total | % Budget |
|-------------------------------------|--------------|----------------|----------------|-------------------|------------|--------------|--------------|-------------|
| Travel & Training | | | | | | | | |
| Travel & Per Diem | \$0.00 | \$0.00 | \$0.00 | \$0.00 | \$811.71 | \$0.00 | \$811.71 | #DIV/0! |
| Training & Education | \$0.00 | \$0.00 | \$0.00 | \$0.00 | \$671.00 | \$0.00 | \$671.00 | #DIV/0! |
| Communications & Freight | | | | | | | | |
| Telecommunications | | | | | | | | |
| Telephone | \$27,000.00 | \$851.87 | \$6,205.27 | \$2,231.32 | \$5,072.69 | \$1,342.25 | \$15,703.40 | 58.16% |
| Cell Phones | \$7,500.00 | \$0.00 | \$0.00 | \$0.00 | \$3,520.49 | \$0.00 | \$3,520.49 | 46.94% |
| Cable Service | \$1,500.00 | \$0.00 | \$0.00 | \$0.00 | \$1,017.25 | \$0.00 | \$1,017.25 | 0.00% |
| Postage | | | | | | | | |
| Postage | \$4,000.00 | \$0.00 | \$0.00 | \$0.00 | \$1,021.12 | \$0.00 | \$1,021.12 | 25.53% |
| Express Mail | \$800.00 | \$0.00 | \$0.00 | \$0.00 | \$137.08 | \$0.00 | \$137.08 | 17.14% |
| Online Services | \$550.00 | \$0.00 | \$0.00 | \$0.00 | \$440.73 | \$0.00 | \$440.73 | 80.13% |
| Utility Services | | | | | | | | |
| Water/Sewer | \$15,000.00 | \$1,216.33 | \$2,715.40 | \$1,420.18 | \$1,673.28 | \$260.88 | \$7,286.07 | 48.57% |
| Electricity | \$93,000.00 | \$6,205.13 | \$27,014.99 | \$21,291.56 | \$7,324.44 | \$1,964.80 | \$63,800.92 | 68.60% |
| Storm Water Fees | \$25,000.00 | \$0.00 | \$0.00 | \$0.00 | \$0.00 | \$0.00 | \$0.00 | 0.00% |
| Solid Waste | \$8,000.00 | \$558.01 | \$0.00 | \$0.00 | \$0.00 | \$0.00 | \$558.01 | 6.98% |
| Rentals & Leases | | | | | | | | |
| Equipment Rental | \$5,000.00 | \$0.00 | \$0.00 | \$1,406.08 | \$0.00 | \$0.00 | \$1,406.08 | 28.12% |
| Postage Machine | \$725.00 | \$0.00 | \$0.00 | \$0.00 | \$303.99 | \$0.00 | \$303.99 | 41.93% |
| Copy Machine | \$3,000.00 | \$0.00 | \$0.00 | \$0.00 | \$1,191.17 | \$0.00 | \$1,191.17 | 39.71% |
| Phone System | \$7,500.00 | \$0.00 | \$0.00 | \$0.00 | \$1,661.57 | \$0.00 | \$1,661.57 | 22.15% |
| Insurance | | | | | | | | |
| Property/Casual | | | | | | | | |
| Buildings & Equipment | \$246,307.00 | \$0.00 | \$0.00 | \$0.00 | \$0.00 | \$208,014.49 | \$208,014.49 | 84.45% |
| Fuel Tank | \$3,000.00 | \$1,105.00 | \$0.00 | \$965.39 | \$0.00 | \$0.00 | \$2,070.39 | 69.01% |
| Housing/Liability | \$7,402.00 | \$7,421.00 | \$0.00 | \$0.00 | \$0.00 | \$0.00 | \$7,421.00 | 100.26% |
| Airport Liability | \$12,000.00 | \$0.00 | \$0.00 | \$0.00 | \$0.00 | \$0.00 | \$0.00 | 0.00% |
| Auto Liability | \$12,000.00 | \$0.00 | \$0.00 | \$0.00 | \$0.00 | \$17,527.00 | \$17,527.00 | 146.06% |
| Officers Liability | \$5,000.00 | \$0.00 | \$0.00 | \$0.00 | \$4,320.00 | \$0.00 | \$4,320.00 | 86.40% |
| Employee Bond | \$400.00 | \$0.00 | \$0.00 | \$0.00 | \$402.16 | \$0.00 | \$402.16 | 100.54% |

Titusville-Cocoa Airport Authority
 Budget vs Actual
 May FY 14/15

| Expense | Budget | Arthur Dunn | Space Coast | Merritt Island | G & A | Unallocated | Total | % Budget |
|---|-----------------------|--------------------|---------------------|---------------------|---------------------|---------------------|-----------------------|---------------|
| Repairs & Maintenance | | | | | | | | |
| Service Contracts | \$11,500.00 | \$0.00 | \$1,208.03 | \$855.00 | \$460.81 | \$745.00 | \$3,268.84 | 28.42% |
| Repairs/Maintenance Printing/Binding | \$117,500.00 | \$5,534.56 | \$30,081.29 | \$21,806.30 | \$381.91 | \$11,379.86 | \$69,183.92 | 58.88% |
| General Printing | \$0.00 | \$0.00 | \$0.00 | \$0.00 | \$0.00 | \$0.00 | \$0.00 | 0.00% |
| Promotional Activities | | | | | | | | |
| Advertising | | | | | | | | |
| Marketing | \$2,500.00 | \$0.00 | \$0.00 | \$0.00 | \$5,364.08 | \$0.00 | \$5,364.08 | 214.56% |
| Promotional | \$0.00 | \$0.00 | \$0.00 | \$0.00 | \$0.00 | \$0.00 | \$0.00 | 0.00% |
| Other Charges/Obligations | | | | | | | | |
| Legal Notices | \$2,300.00 | \$0.00 | \$0.00 | \$0.00 | \$246.09 | \$0.00 | \$246.09 | 10.70% |
| Real Estate Taxes | \$13,000.00 | \$0.00 | \$0.00 | \$0.00 | \$9,974.13 | \$0.00 | \$9,974.13 | 76.72% |
| Brevard Count Indirect F. | \$0.00 | \$0.00 | \$0.00 | \$0.00 | \$0.00 | \$0.00 | \$0.00 | 0.00% |
| Supplies | | | | | | | | |
| Office Supplies | \$9,000.00 | \$0.00 | \$0.00 | \$0.00 | \$4,143.25 | \$0.00 | \$4,143.25 | 46.04% |
| Operating Supplies | \$55,000.00 | \$1,444.63 | \$0.00 | \$0.00 | \$0.00 | \$17,781.05 | \$19,225.68 | 34.96% |
| Furniture & Fixtures | \$1,000.00 | \$0.00 | \$0.00 | \$0.00 | \$0.00 | \$0.00 | \$0.00 | 0.00% |
| Maintenance Uniforms | \$6,000.00 | \$0.00 | \$0.00 | \$0.00 | \$0.00 | \$3,195.11 | \$3,195.11 | 53.25% |
| Books, Publications, Subscriptions | | | | | | | | |
| Books & Publications | \$300.00 | \$0.00 | \$0.00 | \$0.00 | \$0.00 | \$0.00 | \$0.00 | 0.00% |
| Memberships | | | | | | | | |
| Dues & Memberships | \$2,000.00 | \$330.00 | \$660.00 | \$1,035.00 | \$2,804.74 | \$0.00 | \$4,829.74 | 241.49% |
| Capital Outlay | | | | | | | | |
| Vehicles/Equipment | \$0.00 | \$0.00 | \$0.00 | \$0.00 | \$0.00 | \$0.00 | \$0.00 | 0.00% |
| Contingency | | | | | | | | |
| Contingency | \$24,879.00 | \$0.00 | \$22,295.14 | \$0.00 | \$0.00 | \$0.00 | \$22,295.14 | 89.61% |
| Debt Service | \$232,440.00 | \$0.00 | \$0.00 | \$0.00 | \$0.00 | \$125,034.33 | \$125,034.33 | 53.79% |
| Total | \$2,251,944.00 | \$57,392.86 | \$270,415.08 | \$108,646.03 | \$455,262.65 | \$548,093.35 | \$1,439,809.97 | 63.94% |

**Financial Review
Cash Position, Commitments, Reserves
as of May 31, 2015**

1) Cash On Hand:

| | |
|---|--------------------|
| a) Cash per Operating Fund Balance Sheet | \$400,079 |
| b) Cash per Revenue Fund Balance Sheet | \$216,807 |
| c) Cash per R & R Fund Balance Sheet | \$0 |
| d) Cash per Debt Service Fund Balance Sheet | \$107,406 |
| e) Cash per Development Fund Balance Sheet | \$404,810 |
| Total Cash on Hand | <u>\$1,129,102</u> |

2) Plus Grants Receivable

| | |
|---|--------------------|
| Total Cash and Grants Receivable | <u>\$1,129,102</u> |
|---|--------------------|

3) Less Restricted Cash

| | |
|--------------------------------|--------------------|
| a) FDOT Advances | \$0 |
| b) State Board LGIP B | \$0 |
| Total Unrestricted Cash | <u>\$1,129,102</u> |

4) Less Funds Committed for Operations

| | |
|---|------------|
| a) Operations Reserve | \$0 |
| b) Renewal & Replacement Fund | \$0 |
| c) Escrow Account | \$0 |
| Total Funds Committed for Operations | <u>\$0</u> |

**5) Less Funds Committed for Projects
(Analyzed as of 05/31/15)**

| Projects | | Funded |
|--|------------------|---------------|
| a) TIX East Apron Expansion & Rehabilitation | \$11,633 | |
| b) TIX Spaceport Launch Site Operators License | \$14,089 | TCAA |
| c) COI RSA Embankment Stabilization - Design | \$7,219 | 11/5/2013 |
| d) TIX East Aircraft Storage Hangar | \$247,382 | 6/27/2013 |
| e) TIX Airfield Pavement Marking | \$3,501 | 4/16/2014 |
| f) COI RSA Construction | \$193,170 | |
| Total Committed Funds | <u>\$476,995</u> | |

6) Total Uncommitted Cash

\$652,107

CURRENT CAPITAL IMPROVEMENT PROJECT GRANT SUMMARY SHEET

Proposed New Projects

| <u>Airport</u> | <u>Project Name</u> | <u>Total Cost</u> | <u>Grant Type</u> | <u>Date Funded</u> | <u>Federal</u> | <u>FDOT</u> | <u>Authority</u> | <u>EXPENSE To Date</u> | <u>BALANCE OF Commitment</u> |
|---------------------|---|--------------------|-------------------|--------------------|--------------------|--------------------|--------------------|------------------------|------------------------------|
| TIX | Spaceport Operators License | \$550,865 | 50/50 | | \$0 | \$0 | \$275,433 | \$261,343 | \$14,089 |
| TIX | East Aircraft Storage Hangar | \$1,518,000 | 80/20 | 6/27/2013 | \$0 | \$1,214,400 | \$303,600 | \$56,218 | \$247,382 |
| TIX | Airfield Pavement Marking | \$305,000 | 90/5/5 | | \$274,500 | \$15,250 | \$15,250 | \$11,749 | \$3,501 |
| TIX | East Apron Expansion & Rehabilitation | \$1,970,000 | 80/20 | | \$274,500 | \$1,576,000.00 | \$394,000.00 | \$382,367 | \$11,633 |
| TIX Total: | | \$4,343,865 | | | | \$2,805,650 | \$988,283 | \$711,677 | \$276,606 |
| COI | RSA Embankment Stabilization-Design | \$920,724 | 90/5/5 | 11/5/2013 | \$828,652 | \$46,036 | \$46,036 | \$38,817 | \$7,219 |
| COI | RSA Embankment Stabilization-Construction | \$3,975,432 | 90/5/5 | | \$3,478,529 | \$193,252 | \$193,252 | \$82 | \$193,170 |
| COI Total: | | \$4,896,156 | | | \$4,307,181 | \$239,288 | \$239,288 | \$38,899 | \$200,389 |
| X21 Total: | | \$0 | | | \$0 | \$0 | \$0 | \$0 | \$0 |
| Grand Totals | | \$9,240,021 | | | \$4,581,681 | \$3,044,938 | \$1,227,571 | \$750,576 | \$476,995 |

Titusville-Cocoa Airport Authority
Balance Sheet
May 31, 2015

ASSETS

| | | |
|-------------------------------------|----|----------------------|
| Cash | | |
| Cash Operating | \$ | 106,742.32 |
| Cash Savings | | 287,840.94 |
| Cash - Payroll | | 5,000.00 |
| Petty Cash | | 350.00 |
| Petty Cash - Mini's | | 145.56 |
| | | 400,078.82 |
| Total Cash | | 400,078.82 |
| | | |
| Current Assets | | |
| Bond Cost | | 25,214.24 |
| Prepaid Expenses | | 7,325.68 |
| | | 32,539.92 |
| Total Current Assets | | 32,539.92 |
| | | |
| Property and Equipment | | |
| Land Improve. - X21 | | 3,163,568.79 |
| Land Improve. - TIX | | 11,265,450.01 |
| Land Improve. - COI | | 1,390,040.00 |
| Bldg. Improve. - X21 | | 2,386,882.77 |
| Bldg. Improve. - TIX | | 13,463,195.20 |
| Bldg. Improve. - COI | | 6,230,575.94 |
| Allow/Dep Bldg - X21 | | (1,231,212.00) |
| Allow/Dep Bldg - TIX | | (3,593,850.21) |
| Allow/Dep Bldg - COI | | (3,298,364.17) |
| Runway Lighting - X21 | | 2,827,636.56 |
| Runway Lighting - TIX | | 15,239,021.25 |
| Runway Lighting - COI | | 5,001,855.57 |
| Allow/Dep Lighting - X21 | | (947,126.37) |
| Allow/Dep Land - TIX | | (308,495.25) |
| Allow/Dep Lighting - TIX | | (6,282,458.64) |
| Allow/Dep Land - COI | | (26,185.21) |
| Allow/Dep Lighting - COI | | (2,340,311.36) |
| Radio Equipment | | 546,107.42 |
| Fire Equipment | | 13,607.95 |
| Vehicles | | 1,160,131.41 |
| Tools & Equip. | | 151,446.76 |
| Tools & Equipment - X21 | | 4,295.69 |
| Tools & Equipment - COI | | 17,633.75 |
| Furniture | | 36,242.13 |
| Fixtures & Equip. | | 136,219.62 |
| Fixtures & Equip. - X21 | | 34,325.49 |
| Furniture & Fix - COI | | 32,949.78 |
| Other Assets | | 1,219,447.34 |
| Heavy Equipment - TIX | | 330,296.95 |
| Heavy Equipment - COI | | 37,986.48 |
| Allow/Dep Radio Equip | | (389,491.46) |
| Allow/Dep Fire Equip | | (13,607.95) |
| Allow/Dep Vehicles | | (234,581.52) |
| Allow/Dep Tools & Equip | | (144,261.58) |
| Allow/Dep Furniture | | (24,283.07) |
| Allow/Dep Fix & Equip | | (130,720.25) |
| Allow/Dep Fix & Equip X21 | | (30,837.11) |
| Allow/Dep Fix & Equip COI | | (31,619.28) |
| Allow/Dep Other Assets | | (1,011,458.04) |
| Allow/Dep Heavy Equip | | (368,283.43) |
| | | 44,281,769.96 |
| Total Property and Equipment | | 44,281,769.96 |

Titusville-Cocoa Airport Authority
Balance Sheet
May 31, 2015

| | | |
|--------------------|----|---------------|
| Other Assets | | |
| Total Other Assets | | 0.00 |
| Total Assets | \$ | 44,714,388.70 |

LIABILITIES AND CAPITAL

| | | |
|-------------------------------|-----------------|----------------|
| Current Liabilities | | |
| Accounts Payable | \$ (1,625.00) | |
| Wages Payable | 37,743.60 | |
| Fica W/H | 2,263.30 | |
| Life Insurance | (380.87) | |
| Long Term Disability | (6.22) | |
| Group Health | 12,710.29 | |
| Med Msa | 0.13 | |
| Short Term Disability | (71.97) | |
| Florida Retirement | 2,717.64 | |
| Accrued Vacation & Sick | 115,303.43 | |
| Post Employment Benefits | 124,631.00 | |
| Transfer To R & R Fund | (34,306.22) | |
| Transfer To Operating | (300,000.00) | |
| Transfer To Debt Service | (40,331.78) | |
| Transfer To Development | (1,909,639.58) | |
| Total Current Liabilities | | (1,990,992.25) |
| Long-Term Liabilities | | |
| Barnett Bank Note 5 | 33,130.00 | |
| Suntrust | 2,000,000.00 | |
| Amortization of Wachovia Loan | (1,295.00) | |
| Total Long-Term Liabilities | | 2,031,835.00 |
| Total Liabilities | | 40,842.75 |
| Capital | | |
| Contributions Local Gov't | 7,905,553.21 | |
| Contributions FAA | 26,494,073.15 | |
| Contributions FDOT | 17,669,758.08 | |
| Contributions DEP | 80,853.00 | |
| Contributions GSA | 7,404.00 | |
| Contributions FBO | 5,760.00 | |
| Contributions Other | 4,326,229.81 | |
| Retained Earnings | (11,886,285.97) | |
| Net Income | 70,200.67 | |
| Total Capital | | 44,673,545.95 |
| Total Liabilities & Capital | \$ | 44,714,388.70 |

Titusville-Cocoa Airport Authority
Income Statement
For the Eight Months Ending May 31, 2015

| | Current Month This Year | Current Month Last Year | Year to Date This Year | Year to Date Last Year |
|---------------------------|----------------------------|----------------------------|---------------------------|---------------------------|
| Revenues | | | | |
| Ad Valorem | 0.00 | 0.00 | 0.91 | 0.00 |
| Ad Valorem - Pri | 1.13 | 19.69 | 6.79 | 39.28 |
| Misc. Income | 5,630.20 | 141.15 | 12,467.39 | 13,536.11 |
| Interest Income | 30.01 | 2.29 | 216.31 | 36.54 |
| Transfer From Re | 173,839.05 | 204,783.25 | 1,372,284.91 | 1,386,430.54 |
| Total Revenues | 179,500.39 | 204,946.38 | 1,384,976.31 | 1,400,042.47 |
| Cost of Sales | | | | |
| Total Cost of Sale | 0.00 | 0.00 | 0.00 | 0.00 |
| Gross Profit | 179,500.39 | 204,946.38 | 1,384,976.31 | 1,400,042.47 |
| Expenses | | | | |
| Executive Salarie | 20,942.28 | 20,942.28 | 126,578.68 | 121,964.21 |
| Salaries - G & A | 21,043.26 | 20,156.64 | 126,176.34 | 123,280.29 |
| Salaries - X21 | 4,644.00 | 7,874.44 | 28,845.76 | 41,628.34 |
| Salaries - TIX | 33,672.71 | 25,254.83 | 165,294.14 | 126,593.73 |
| Salaries - COI | 7,435.49 | 9,768.66 | 52,873.72 | 50,173.85 |
| Salaries - Unalloc | 7,023.41 | 8,841.41 | 44,641.57 | 45,001.66 |
| Employee Inv. & | 70.00 | 0.00 | 70.00 | 70.00 |
| Payroll Taxes - G | 0.00 | 3,906.00 | 12,966.73 | 18,623.89 |
| Payroll Taxes - X | 0.00 | 602.39 | 1,851.43 | 1,855.11 |
| Payroll Taxes - TI | 0.00 | 1,358.24 | 7,139.35 | 8,771.89 |
| Payroll Taxes - C | 0.00 | 561.79 | 2,313.77 | 2,389.34 |
| Payroll Taxes - U | 7,095.82 | 505.82 | 10,833.64 | 3,675.54 |
| FL Retirement - | 5,081.15 | 4,590.51 | 43,368.20 | 30,950.93 |
| FL Retirement - | 312.90 | 170.82 | 2,029.14 | 1,411.54 |
| FL Retirement - T | 1,033.65 | 1,060.53 | 7,801.47 | 8,604.79 |
| FL Retirement - | 272.06 | 281.95 | 2,447.71 | 2,189.30 |
| FL Retirement - | 181.29 | 284.45 | 2,826.13 | 2,488.59 |
| Group Insurance - | 4,179.83 | 3,856.55 | 33,847.34 | 30,717.13 |
| Group Insurance - | 10,836.10 | 10,739.40 | 83,987.74 | 74,569.72 |
| Workman's Comp | 0.00 | 0.00 | 18,559.50 | 17,232.00 |
| Prof. Service - Le | 4,691.76 | 1,676.74 | 24,971.86 | 14,220.84 |
| Prof. Serv. Gen C | 0.00 | 0.00 | 0.00 | 1,235.00 |
| Investigations | 0.00 | 0.00 | 0.00 | 25.00 |
| Accounting & Au | 455.99 | 431.77 | 30,154.81 | 27,342.21 |
| Contracts & Perm | 25.00 | 0.00 | 25.00 | 0.00 |
| Travel - G & A | 349.60 | 0.00 | 811.71 | 0.00 |
| Travel - Training | 0.00 | 0.00 | 671.00 | 0.00 |
| Telephone | 1,220.48 | 1,964.77 | 5,072.69 | 5,736.65 |
| Telephone - X21 | 124.52 | 114.43 | 851.87 | 571.95 |
| Telephone - TIX | 1,445.88 | 1,874.10 | 6,205.27 | 4,442.31 |
| Telephone - COI | 440.51 | 251.63 | 2,231.32 | 1,657.22 |
| Telephone-Unallo | 312.72 | 113.76 | 1,342.25 | 813.54 |
| Cellular Phones | 833.18 | 831.76 | 3,520.49 | 2,989.27 |
| Cable Service | 276.11 | 195.76 | 1,017.25 | 793.01 |
| Internet Fees | 78.26 | 58.24 | 433.74 | 395.03 |
| Freight & Postage | 0.00 | 0.00 | 1,021.12 | 1,019.99 |
| Express Mail | 0.00 | 59.15 | 137.08 | 245.19 |
| Electricity G & A | 1,397.22 | 1,354.33 | 7,324.44 | 6,504.05 |
| Electricity - X21 | 764.59 | 776.55 | 6,205.13 | 5,206.55 |
| Electricity - TIX | 3,474.96 | 2,598.40 | 27,014.99 | 15,443.34 |

For Management Purposes Only

Titusville-Cocoa Airport Authority
Income Statement
For the Eight Months Ending May 31, 2015

| | Current Month This Year | Current Month Last Year | Year to Date This Year | Year to Date Last Year |
|---------------------|----------------------------|----------------------------|---------------------------|---------------------------|
| Electricity - COI | 5,571.04 | 507.76 | 21,291.56 | 17,820.10 |
| Electricity - Unall | 320.19 | 3,383.86 | 1,964.80 | 4,712.44 |
| Water - G & A | 660.55 | 526.88 | 1,673.28 | 1,397.93 |
| Water - X21 | 294.47 | 368.06 | 1,216.33 | 1,124.90 |
| Water - TIX | 849.18 | 493.39 | 2,715.40 | 2,154.60 |
| Water - COI | 359.88 | 221.73 | 1,420.18 | 1,309.77 |
| Water - Unallocat | 69.83 | 40.25 | 260.88 | 137.73 |
| Solid Waste - X2 | 180.62 | 90.51 | 558.01 | 718.08 |
| Solid Waste - CO | 0.00 | 0.00 | 0.00 | 10.45 |
| Rentals & Leases | 0.00 | 0.00 | 6.99 | 0.00 |
| Rentals & Leases | 0.00 | 74.15 | 0.00 | 307.50 |
| Rentals & Leases | 527.28 | 0.00 | 1,406.08 | 1,046.04 |
| Copy Machine Re | 345.69 | 345.69 | 1,191.17 | 1,037.07 |
| Postage Machine | 0.00 | 0.00 | 303.99 | 290.49 |
| Phone System Re | 204.46 | 203.49 | 1,661.57 | 1,661.02 |
| Vehicle Insurance | 0.00 | 0.00 | 17,527.00 | 0.00 |
| Property Ins - Un | 0.00 | (6,400.00) | 208,014.49 | 229,824.05 |
| Employee Bond | 0.00 | 0.00 | 402.16 | 402.16 |
| Officers Liability | 0.00 | 0.00 | 4,320.00 | 4,026.00 |
| Fuel Tank Ins. - | 1,105.00 | 1,243.96 | 1,105.00 | 1,243.96 |
| Fuel Tank Ins. - C | 0.00 | 0.00 | 965.39 | 1,224.72 |
| Housing Liability | 0.00 | 0.00 | 7,421.00 | 0.00 |
| R & M - TIX | 0.00 | 4,939.78 | 0.00 | 5,446.03 |
| R & M - Unalloca | 0.00 | 0.00 | 30.47 | 939.60 |
| R & M Service - | 175.00 | 90.00 | 460.81 | 266.43 |
| R & M Service - | 0.00 | 100.00 | 0.00 | 100.00 |
| R & M Service - | 216.00 | 290.00 | 1,208.03 | 1,057.00 |
| R & M Service - | 100.00 | 100.00 | 855.00 | 800.00 |
| R & M Service - | 610.00 | 0.00 | 745.00 | 574.21 |
| R & M - Equip. - | 0.00 | 22.89 | 306.91 | 2,509.39 |
| R & M - Equip. - | 739.89 | 39.75 | 5,023.21 | 2,203.50 |
| R & M - Equip. - | 1,696.35 | 1,957.65 | 15,916.38 | 20,567.74 |
| R & M - Equip. - | 8,102.31 | 2,152.21 | 17,981.11 | 5,117.88 |
| R & M - Equip. - | 4,361.92 | 1,633.46 | 8,320.36 | 6,837.81 |
| R & M - Bldgs. - | 0.00 | 160.00 | 75.00 | 365.00 |
| R & M - Bldgs. - | 160.13 | 235.67 | 511.35 | 1,423.77 |
| R & M - Bldgs. - | 2,424.37 | 1,178.20 | 13,513.56 | 15,242.81 |
| R & M - Bldgs. - | 0.00 | 428.06 | 3,220.65 | 686.19 |
| R & M - Bldgs. - | 0.00 | 271.92 | 587.32 | 952.77 |
| R & M - Autos - | 0.00 | 0.00 | 0.00 | 75.36 |
| R & M - Autos - | 0.00 | 292.88 | 651.35 | 1,565.43 |
| R & M - Autos - | 604.54 | 406.15 | 604.54 | 406.15 |
| R & M - Autos - | 236.79 | 155.00 | 2,441.70 | 219.05 |
| Promotional Ads | 0.00 | 0.00 | 0.00 | 170.00 |
| Marketing - G & | 45.00 | 697.06 | 5,364.08 | 4,394.29 |
| Other Charges - L | 0.00 | 0.00 | 246.09 | 326.56 |
| Other - Tax Colle | 0.00 | 0.00 | 9,974.13 | 13,970.99 |
| Office Supplies | 516.85 | 519.83 | 4,143.25 | 4,389.04 |
| Office Supplies - | 0.00 | 227.38 | 0.00 | 626.03 |
| Uniforms - Unall | 576.16 | 540.30 | 3,195.12 | 2,923.88 |
| Fuel - X21 | 0.00 | 0.00 | 1,444.63 | 1,620.45 |
| Fuel - Unallocate | 3,472.18 | 3,579.73 | 17,781.05 | 27,172.96 |
| Cleaning - G & | 510.00 | 1,020.00 | 4,160.00 | 5,535.50 |
| Dues & Members | 240.00 | 123.44 | 2,804.74 | 8,464.66 |
| Dues & Members | 0.00 | 0.00 | 330.00 | 330.00 |
| Dues & Members | 0.00 | 0.00 | 660.00 | 660.00 |
| Dues & Members | 0.00 | 0.00 | 1,035.00 | 1,035.00 |
| Capital Outlay - T | 0.00 | 12,380.22 | 22,295.14 | 12,380.22 |

For Management Purposes Only

Titusville-Cocoa Airport Authority
 Income Statement
 For the Eight Months Ending May 31, 2015

| | Current Month This Year | Current Month Last Year | Year to Date This Year | Year to Date Last Year |
|----------------|----------------------------|----------------------------|---------------------------|---------------------------|
| Total Expenses | 174,990.41 | 167,699.41 | 1,314,775.64 | 1,222,637.71 |
| Net Income | \$ 4,509.98 | \$ 37,246.97 | \$ 70,200.67 | \$ 177,404.76 |

Titusville-Cocoa Airport Authority

General Ledger

For the Period From May 1, 2015 to May 31, 2015

Filter Criteria includes: Report order is by ID. Report is printed with shortened descriptions and in Detail Format.

| Account ID | Date | Reference | Jrnl | Trans Description | Debit Amt | Credit Amt | Balance |
|---------------------|---------|-----------|------|----------------------|-----------|------------|------------|
| Account Description | | | | | | | |
| 101000 | 5/1/15 | | | Beginning Balance | | | 134,381.57 |
| Cash Operating | 5/1/15 | 34365 | CDJ | AG-PRO Compani | | 3,718.25 | |
| | 5/1/15 | 34366 | CDJ | Atlantic Wire & Rig | | 158.00 | |
| | 5/1/15 | 34367 | CDJ | A T & T | | 313.21 | |
| | 5/1/15 | 34368 | CDJ | AT&T Mobility | | 390.77 | |
| | 5/1/15 | 34369 | CDJ | Brighthouse Netwo | | 116.52 | |
| | 5/1/15 | 34370 | CDJ | Capital Office Prod | | 184.67 | |
| | 5/1/15 | 34371 | CDJ | Cintas Corp., Loc. | | 244.59 | |
| | 5/1/15 | 34372 | CDJ | City Of Cocoa | | 181.39 | |
| | 5/1/15 | 34373 | CDJ | City Of Titusville | | 860.66 | |
| | 5/1/15 | 34374 | CDJ | City Of Titusville | | 229.34 | |
| | 5/1/15 | 34375 | CDJ | Dish | | 50.00 | |
| | 5/1/15 | 34376 | CDJ | Energywise A/C | | 347.00 | |
| | 5/1/15 | 34377 | CDJ | Florida Power & Li | | 3,173.70 | |
| | 5/1/15 | 34378 | CDJ | Goodyear | | 459.04 | |
| | 5/1/15 | 34379 | CDJ | Lowes | | 680.23 | |
| | 5/1/15 | 34380 | CDJ | Marie's Coffee Ser | | 72.25 | |
| | 5/1/15 | 34381 | CDJ | Metal Roof Factory | | 700.00 | |
| | 5/1/15 | 34382 | CDJ | Miller Bearings | | 79.61 | |
| | 5/1/15 | 34383 | CDJ | Moore's Tire Outlet | | 40.00 | |
| | 5/1/15 | 34384 | CDJ | Safety-Kleen | | 565.00 | |
| | 5/1/15 | 34385 | CDJ | S.F. Travis Co. | | 19.77 | |
| | 5/1/15 | 34386 | CDJ | Sherwin Williams | | 322.49 | |
| | 5/1/15 | 34387 | CDJ | Space Coast Fire | | 245.00 | |
| | 5/1/15 | 34388 | CDJ | Waste Manageme | | 175.76 | |
| | 5/1/15 | 34389 | CDJ | Windstream Comm | | 1,111.78 | |
| | 5/1/15 | 34390 | CDJ | Terry Wooldridge | | 153.66 | |
| | 5/1/15 | 34391 | CDJ | Jerry Sansom | | 349.60 | |
| | 5/1/15 | 34392 | CDJ | Steve Haberberger | | 285.58 | |
| | 5/1/15 | 34393 | CDJ | Keith Coffman | | 25.00 | |
| | 5/1/15 | 34394 | CDJ | Delta Dental | | 8.59 | |
| | 5/1/15 | 34395 | CDJ | Delta Dental Insura | | 507.10 | |
| | 5/1/15 | 34396 | CDJ | DavisVision | | 61.82 | |
| | 5/1/15 | 34397 | CDJ | ICMA Retirement T | | 1,003.32 | |
| | 5/1/15 | 34398 | CDJ | Standard Insuranc | | 596.80 | |
| | 5/15/15 | 34400 | CDJ | A T & T | | 495.38 | |
| | 5/15/15 | 34401 | CDJ | Bennett Auto Suppl | | 342.29 | |
| | 5/15/15 | 34402 | CDJ | Boggs Gases | | 63.56 | |
| | 5/15/15 | 34403 | CDJ | Brevard County Util | | 100.00 | |
| | 5/15/15 | 34404 | CDJ | Cintas Corp., Loc. | | 156.43 | |
| | 5/15/15 | 34405 | CDJ | Dish | | 47.60 | |
| | 5/15/15 | 34406 | CDJ | Florida Power & Li | | 5,210.53 | |
| | 5/15/15 | 34407 | CDJ | Goodyear | | 384.30 | |
| | 5/15/15 | 34408 | CDJ | Home Depot | | 160.13 | |
| | 5/15/15 | 34409 | CDJ | Lowes | | 224.59 | |
| | 5/15/15 | 34410 | CDJ | Michael Baker Inter | | 1,148.55 | |
| | 5/15/15 | 34411 | CDJ | MITEL Leasing | | 204.46 | |
| | 5/15/15 | 34412 | CDJ | ServiceMasterClea | | 510.00 | |
| | 5/15/15 | 34413 | CDJ | Space Coast Fire | | 180.00 | |
| | 5/15/15 | 34414 | CDJ | Watkins Fuel Oil | | 3,472.18 | |
| | 5/15/15 | 34415 | CDJ | Watson, Soileau, D | | 4,691.76 | |
| | 5/15/15 | 34416 | CDJ | Jay Bahakta | | 50.00 | |
| | 5/15/15 | 34417 | CDJ | Board Of Co. Com | | 14,266.67 | |
| | 5/15/15 | 34418 | CDJ | ICMA Retirement T | | 1,003.32 | |
| | 5/15/15 | 34419 | CDJ | Chrisopher E. Broo | | 25.00 | |
| | 5/29/15 | 34420 | CDJ | AG-PRO Compani | | 783.86 | |
| | 5/29/15 | 34421 | CDJ | Allen Enterprises, I | | 6,472.80 | |
| | 5/29/15 | 34422 | CDJ | AT&T Mobility | | 442.41 | |
| | 5/29/15 | 34423 | CDJ | A T & T | | 315.52 | |
| | 5/29/15 | 34424 | CDJ | Brighthouse Netwo | | 78.26 | |
| | 5/29/15 | 34425 | CDJ | Brown & Brown Ins | | 1,105.00 | |
| | 5/29/15 | 34426 | CDJ | C & D Construction | | 57,956.40 | |

Titusville-Cocoa Airport Authority General Ledger For the Period From May 1, 2015 to May 31, 2015

Filter Criteria includes: Report order is by ID. Report is printed with shortened descriptions and in Detail Format.

| Account ID Account Description | Date | Reference | Jrnl | Trans Description | Debit Amt | Credit Amt | Balance |
|-----------------------------------|----------------|--------------|------|-----------------------|------------|------------|-------------------|
| | 5/29/15 | 34427 | CDJ | Cintas Corp., Loc. | | 175.14 | |
| | 5/29/15 | 34428 | CDJ | City Of Cocoa | | 178.49 | |
| | 5/29/15 | 34429 | CDJ | City Of Titusville | | 718.90 | |
| | 5/29/15 | 34430 | CDJ | City Of Titusville | | 245.75 | |
| | 5/29/15 | 34431 | CDJ | Cocoa Paper Com | | 179.93 | |
| | 5/29/15 | 34432 | CDJ | Copytronics Inform | | 345.69 | |
| | 5/29/15 | 34433 | CDJ | Dept. Of Environm | | 25.00 | |
| | 5/29/15 | 34434 | CDJ | Dish | | 55.00 | |
| | 5/29/15 | 34435 | CDJ | Flagler Developme | | 788.77 | |
| | 5/29/15 | 34436 | CDJ | Florida Power & Li | | 3,143.77 | |
| | 5/29/15 | 34437 | CDJ | GLF Construction | | 382,397.01 | |
| | 5/29/15 | 34438 | CDJ | Goodyear | | 289.48 | |
| | 5/29/15 | 34439 | CDJ | Lowe's | | 191.48 | |
| | 5/29/15 | 34440 | CDJ | Marie's Coffee Ser | | 80.00 | |
| | 5/29/15 | 34441 | CDJ | Metal Roof Factory | | 245.00 | |
| | 5/29/15 | 34442 | CDJ | Miller Bearings | | 40.00 | |
| | 5/29/15 | 34443 | CDJ | Naturchem, Inc. | | 1,320.00 | |
| | 5/29/15 | 34444 | CDJ | Nix Pest Managem | | 256.00 | |
| | 5/29/15 | 34445 | CDJ | Royal Oaks Medica | | 70.00 | |
| | 5/29/15 | 34446 | CDJ | Standard Signs, In | | 1,039.42 | |
| | 5/29/15 | 34447 | CDJ | Titusville Rotary Cl | | 240.00 | |
| | 5/29/15 | 34448 | CDJ | Waste Managemen | | 175.76 | |
| | 5/29/15 | 34449 | CDJ | Windstream Comm | | 1,154.56 | |
| | 5/29/15 | 34450 | CDJ | Ken Lacy & Vicki S | | 33.70 | |
| | 5/29/15 | 34451 | CDJ | Tom & Linda Waid | | 358.64 | |
| | 5/29/15 | 34453 | CDJ | Delta Dental | | 8.59 | |
| | 5/29/15 | 34455 | CDJ | Delta Dental Insura | | 564.68 | |
| | 5/29/15 | 34456 | CDJ | ICMA Retirement T | | 1,003.32 | |
| | 5/29/15 | 34457 | CDJ | Standard Insuranc | | 627.06 | |
| | 5/31/15 | 53115 | GEN | FICA | | 27,482.27 | |
| | 5/31/15 | 53115 | GEN | Paychex | | 455.99 | |
| | 5/31/15 | 53115 | GEN | Deposits | 533,286.00 | | |
| | 5/31/15 | 53115 | GEN | Retirement | | 8,637.36 | |
| | 5/31/15 | 53115 | GEN | Sales Tax | | 11,076.99 | |
| | 5/31/15 | 53115 | GEN | Current Period Cha | 533,286.00 | 560,925.25 | -27,639.25 |
| | 5/31/15 | | | Ending Balance | | | 106,742.32 |
| 101200 Cash Savings | 5/1/15 | | | Beginning Balance | | | 230,265.31 |
| | 5/31/15 | 53115 | GEN | Sales Tax | 11,076.99 | | |
| | 5/31/15 | 53115 | GEN | Transfers | | 575,842.65 | |
| | 5/31/15 | 53115 | GEN | Budget Transfer | 173,839.05 | | |
| | 5/31/15 | 53115 | GEN | Repay Op for May | 443,043.65 | | |
| | 5/31/15 | 53115 | GEN | Deposits | 5,661.34 | | |
| | 5/31/15 | 53115 | GEN | MasterCard | | 202.75 | |
| | 5/31/15 | 53115 | GEN | Current Period Cha | 633,621.03 | 576,045.40 | 57,575.63 |
| | 5/31/15 | | | Ending Balance | | | 287,840.94 |
| 101400 Cash - Payroll | 5/1/15 | | | Beginning Balance | | | 10,704.03 |
| | 5/1/15 | Payroll 5.1. | GEN | Payroll 5.1.15 | | 5,704.03 | |
| | 5/15/15 | Payroll 5/1 | GEN | Payroll 5.15.15 | | 3,235.44 | |
| | 5/29/15 | Payroll 5.2 | GEN | Payroll 5/29/15 | | 4,262.32 | |
| | 5/31/15 | 53115 | GEN | Deposits | 42,556.65 | | |
| | 5/31/15 | 53115 | GEN | Direct Deposits | | 35,058.89 | |
| | 5/31/15 | 53115 | GEN | Current Period Cha | 42,556.65 | 48,260.68 | -5,704.03 |
| | 5/31/15 | | | Ending Balance | | | 5,000.00 |
| 101600 Accounts Payable | 5/1/15 | | | Beginning Balance | | | 1,625.00 |
| | 5/31/15 | | | Ending Balance | | | 1,625.00 |

Titusville-Cocoa Airport Authority
General Ledger
For the Period From May 1, 2015 to May 31, 2015

Filter Criteria includes: Report order is by ID. Report is printed with shortened descriptions and in Detail Format.

| Account ID Account Description | Date | Reference | Jrnl | Trans Description | Debit Amt | Credit Amt | Balance |
|-----------------------------------|---------|-----------|------|-------------------|-----------|------------|---------------|
| 102000 Petty Cash | 5/1/15 | | | Beginning Balance | | | 350.00 |
| | 5/31/15 | | | Ending Balance | | | 350.00 |
| 10300 Petty Cash - Mini's | 5/1/15 | | | Beginning Balance | | | 145.56 |
| | 5/31/15 | | | Ending Balance | | | 145.56 |
| 153700 Bond Cost | 5/1/15 | | | Beginning Balance | | | 25,214.24 |
| | 5/31/15 | | | Ending Balance | | | 25,214.24 |
| 155000 Prepaid Expenses | 5/1/15 | | | Beginning Balance | | | 7,325.68 |
| | 5/31/15 | | | Ending Balance | | | 7,325.68 |
| 161200 Land Improve. - X21 | 5/1/15 | | | Beginning Balance | | | 3,163,568.79 |
| | 5/31/15 | | | Ending Balance | | | 3,163,568.79 |
| 161300 Land Improve. - TIX | 5/1/15 | | | Beginning Balance | | | 11,265,450.0 |
| | 5/31/15 | | | Ending Balance | | | 11,265,450.0 |
| 161400 Land Improve. - COI | 5/1/15 | | | Beginning Balance | | | 1,390,040.00 |
| | 5/31/15 | | | Ending Balance | | | 1,390,040.00 |
| 162200 Bldg. Improve. - X21 | 5/1/15 | | | Beginning Balance | | | 2,386,882.77 |
| | 5/31/15 | | | Ending Balance | | | 2,386,882.77 |
| 162300 Bldg. Improve. - TIX | 5/1/15 | | | Beginning Balance | | | 13,463,195.2 |
| | 5/31/15 | | | Ending Balance | | | 13,463,195.2 |
| 162400 Bldg. Improve. - COI | 5/1/15 | | | Beginning Balance | | | 6,230,575.94 |
| | 5/31/15 | | | Ending Balance | | | 6,230,575.94 |
| 163200 Allow/Dep Bldg - X21 | 5/1/15 | | | Beginning Balance | | | -1,231,212.00 |
| | 5/31/15 | | | Ending Balance | | | -1,231,212.00 |
| 163300 Allow/Dep Bldg - TIX | 5/1/15 | | | Beginning Balance | | | -3,593,850.21 |
| | 5/31/15 | | | Ending Balance | | | -3,593,850.21 |

Titusville-Cocoa Airport Authority
General Ledger
For the Period From May 1, 2015 to May 31, 2015

Filter Criteria includes: Report order is by ID. Report is printed with shortened descriptions and in Detail Format.

| Account ID Account Description | Date | Reference | Jrnl | Trans Description | Debit Amt | Credit Amt | Balance |
|-----------------------------------|---------|-----------|------|-------------------|-----------|------------|---------------|
| 163400 Allow/Dep Bldg - COI | 5/1/15 | | | Beginning Balance | | | -3,298,364.17 |
| | 5/31/15 | | | Ending Balance | | | -3,298,364.17 |
| 164200 Runway Lighting - X2 | 5/1/15 | | | Beginning Balance | | | 2,827,636.56 |
| | 5/31/15 | | | Ending Balance | | | 2,827,636.56 |
| 164300 Runway Lighting - TIX | 5/1/15 | | | Beginning Balance | | | 15,239,021.2 |
| | 5/31/15 | | | Ending Balance | | | 15,239,021.2 |
| 164400 Runway Lighting - CO | 5/1/15 | | | Beginning Balance | | | 5,001,855.57 |
| | 5/31/15 | | | Ending Balance | | | 5,001,855.57 |
| 165210 Allow/Dep Lighting - X | 5/1/15 | | | Beginning Balance | | | -947,126.37 |
| | 5/31/15 | | | Ending Balance | | | -947,126.37 |
| 165300 Allow/Dep Land - TIX | 5/1/15 | | | Beginning Balance | | | -308,495.25 |
| | 5/31/15 | | | Ending Balance | | | -308,495.25 |
| 165320 Allow/Dep Lighting - T | 5/1/15 | | | Beginning Balance | | | -6,282,458.64 |
| | 5/31/15 | | | Ending Balance | | | -6,282,458.64 |
| 165400 Allow/Dep Land - COI | 5/1/15 | | | Beginning Balance | | | -26,185.21 |
| | 5/31/15 | | | Ending Balance | | | -26,185.21 |
| 165420 Allow/Dep Lighting - C | 5/1/15 | | | Beginning Balance | | | -2,340,311.36 |
| | 5/31/15 | | | Ending Balance | | | -2,340,311.36 |
| 166000 Radio Equipment | 5/1/15 | | | Beginning Balance | | | 546,107.42 |
| | 5/31/15 | | | Ending Balance | | | 546,107.42 |
| 166100 Fire Equipment | 5/1/15 | | | Beginning Balance | | | 13,607.95 |
| | 5/31/15 | | | Ending Balance | | | 13,607.95 |
| 166200 Vehicles | 5/1/15 | | | Beginning Balance | | | 1,160,131.41 |
| | 5/31/15 | | | Ending Balance | | | 1,160,131.41 |
| 166300 | 5/1/15 | | | Beginning Balance | | | 151,446.76 |

**Titusville-Cocoa Airport Authority
General Ledger**

For the Period From May 1, 2015 to May 31, 2015

Filter Criteria includes: Report order is by ID. Report is printed with shortened descriptions and in Detail Format.

| Account ID Account Description | Date | Reference | Jrnl | Trans Description | Debit Amt | Credit Amt | Balance |
|-----------------------------------|---------|-----------|------|-------------------|-----------|------------|--------------|
| Tools & Equip. | 5/31/15 | | | Ending Balance | | | 151,446.76 |
| 166350 Tools & Equipment - X | 5/1/15 | | | Beginning Balance | | | 4,295.69 |
| | 5/31/15 | | | Ending Balance | | | 4,295.69 |
| 166375 Tools & Equipment - | 5/1/15 | | | Beginning Balance | | | 17,633.75 |
| | 5/31/15 | | | Ending Balance | | | 17,633.75 |
| 166400 Furniture | 5/1/15 | | | Beginning Balance | | | 36,242.13 |
| | 5/31/15 | | | Ending Balance | | | 36,242.13 |
| 166500 Fixtures & Equip. | 5/1/15 | | | Beginning Balance | | | 136,219.62 |
| | 5/31/15 | | | Ending Balance | | | 136,219.62 |
| 166602 Fixtures & Equip. - X2 | 5/1/15 | | | Beginning Balance | | | 34,325.49 |
| | 5/31/15 | | | Ending Balance | | | 34,325.49 |
| 166604 Furniture & Fix - COI | 5/1/15 | | | Beginning Balance | | | 32,949.78 |
| | 5/31/15 | | | Ending Balance | | | 32,949.78 |
| 166800 Other Assets | 5/1/15 | | | Beginning Balance | | | 1,219,447.34 |
| | 5/31/15 | | | Ending Balance | | | 1,219,447.34 |
| 166903 Heavy Equipment - TI | 5/1/15 | | | Beginning Balance | | | 330,296.95 |
| | 5/31/15 | | | Ending Balance | | | 330,296.95 |
| 166904 Heavy Equipment - C | 5/1/15 | | | Beginning Balance | | | 37,986.48 |
| | 5/31/15 | | | Ending Balance | | | 37,986.48 |
| 167000 Allow/Dep Radio Equi | 5/1/15 | | | Beginning Balance | | | -389,491.46 |
| | 5/31/15 | | | Ending Balance | | | -389,491.46 |
| 167100 Allow/Dep Fire Equip | 5/1/15 | | | Beginning Balance | | | -13,607.95 |
| | 5/31/15 | | | Ending Balance | | | -13,607.95 |
| 167200 Allow/Dep Vehicles | 5/1/15 | | | Beginning Balance | | | -234,581.52 |

Titusville-Cocoa Airport Authority General Ledger For the Period From May 1, 2015 to May 31, 2015

Filter Criteria includes: Report order is by ID. Report is printed with shortened descriptions and in Detail Format.

| Account ID Account Description | Date | Reference | Jrnl | Trans Description | Debit Amt | Credit Amt | Balance |
|-----------------------------------|----------------|-----------|------|--|------------|------------|----------------------|
| | 5/31/15 | | | Ending Balance | | | -234,581.52 |
| 167300 Allow/Dep Tools & Eq | 5/1/15 | | | Beginning Balance | | | -144,261.58 |
| | 5/31/15 | | | Ending Balance | | | -144,261.58 |
| 167400 Allow/Dep Furniture | 5/1/15 | | | Beginning Balance | | | -24,283.07 |
| | 5/31/15 | | | Ending Balance | | | -24,283.07 |
| 167500 Allow/Dep Fix & Equip | 5/1/15 | | | Beginning Balance | | | -130,720.25 |
| | 5/31/15 | | | Ending Balance | | | -130,720.25 |
| 167602 Allow/Dep Fix & Equip | 5/1/15 | | | Beginning Balance | | | -30,837.11 |
| | 5/31/15 | | | Ending Balance | | | -30,837.11 |
| 167604 Allow/Dep Fix & Equip | 5/1/15 | | | Beginning Balance | | | -31,619.28 |
| | 5/31/15 | | | Ending Balance | | | -31,619.28 |
| 167800 Allow/Dep Other Asse | 5/1/15 | | | Beginning Balance | | | -1,011,458.04 |
| | 5/31/15 | | | Ending Balance | | | -1,011,458.04 |
| 167903 Allow/Dep Heavy Equi | 5/1/15 | | | Beginning Balance | | | -368,283.43 |
| | 5/31/15 | | | Ending Balance | | | -368,283.43 |
| 207100 Due To From Develop | 5/1/15 | | | Beginning Balance | | | |
| | 5/15/15 | 34410 | CDJ | Michael Baker Inter | 1,148.55 | | |
| | 5/29/15 | 34426 | CDJ | C & D Construction | 57,956.40 | | |
| | 5/29/15 | 34437 | CDJ | GLF Construction | 382,397.01 | | |
| | 5/31/15 | 53115 | GEN | Paid by Op for May Current Period Cha | 441,501.96 | 441,501.96 | |
| | 5/31/15 | | | Ending Balance | | | |
| 207200 Due To From Debt | 5/1/15 | | | Beginning Balance | | | |
| | 5/29/15 | 34435 | CDJ | Flagler Developme | 730.31 | | |
| | 5/29/15 | 34435 | CDJ | Flagler Developme | 58.46 | | |
| | 5/31/15 | 53115 | GEN | Paid by Op for May Current Period Cha | 788.77 | 788.77 | |
| | 5/31/15 | | | Ending Balance | | | |
| 207300 Due To From Revenu | 5/1/15 | | | Beginning Balance | | | |
| | 5/1/15 | 34392 | CDJ | Steve Haberberger | 285.58 | | |
| | 5/1/15 | 34393 | CDJ | Keith Coffman - De | 25.00 | | |
| | 5/15/15 | 34416 | CDJ | Jay Bahakta - Dep | 50.00 | | |
| | 5/29/15 | 34450 | CDJ | Ken Lacy & Vicki S | 33.70 | | |
| | 5/29/15 | 34451 | CDJ | Tom & Linda Waid | 358.64 | | |
| | 5/31/15 | 53115 | GEN | Paid by Op for May | | 752.92 | |

Titusville-Cocoa Airport Authority
General Ledger
For the Period From May 1, 2015 to May 31, 2015

Filter Criteria includes: Report order is by ID. Report is printed with shortened descriptions and in Detail Format.

| Account ID Account Description | Date | Reference | Jrnl | Trans Description | Debit Amt | Credit Amt | Balance |
|-----------------------------------|---------|--------------|------|--------------------------------------|-----------|------------|--------------------|
| | 5/31/15 | | | Current Period Cha Ending Balance | 752.92 | 752.92 | |
| 216000 Wages Payable | 5/1/15 | | | Beginning Balance | | | -37,743.60 |
| | 5/31/15 | | | Ending Balance | | | -37,743.60 |
| 218000 Fica W/H | 5/1/15 | | | Beginning Balance | | | -2,263.26 |
| | 5/1/15 | Payroll 5.1. | GEN | Payroll 5.1.15 | | 2,490.32 | |
| | 5/1/15 | Payroll 5.1. | GEN | Payroll 5.1.15 | | 2,490.32 | |
| | 5/15/15 | Payroll 5/1 | GEN | Payroll 5.15.15 | | 2,258.57 | |
| | 5/15/15 | Payroll 5/1 | GEN | Payroll 5.15.15 | | 2,258.57 | |
| | 5/29/15 | Payroll 5.2 | GEN | Payroll 5/29/15 | | 2,346.93 | |
| | 5/29/15 | Payroll 5.2 | GEN | Payroll 5/29/15 | | 2,346.93 | |
| | 5/31/15 | 53115 | GEN | FICA | 14,191.60 | | |
| | 5/31/15 | | | Current Period Cha Ending Balance | 14,191.60 | 14,191.64 | -0.04 -2,263.30 |
| 218100 Federal W/H | 5/1/15 | | | Beginning Balance | | | |
| | 5/1/15 | Payroll 5.1. | GEN | Payroll 5.1.15 | | 4,647.78 | |
| | 5/15/15 | Payroll 5/1 | GEN | Payroll 5.15.15 | | 4,317.44 | |
| | 5/29/15 | Payroll 5.2 | GEN | Payroll 5/29/15 | | 4,325.45 | |
| | 5/31/15 | 53115 | GEN | FED | 13,290.67 | | |
| | 5/31/15 | | | Current Period Cha Ending Balance | 13,290.67 | 13,290.67 | |
| 218200 Retirement Payable | 5/1/15 | | | Beginning Balance | | | |
| | 5/1/15 | 34397 | CDJ | ICMA Retirement T | 940.00 | | |
| | 5/1/15 | Payroll 5.1. | GEN | Payroll 5.1.15 | | 940.00 | |
| | 5/15/15 | 34418 | CDJ | ICMA Retirement T | 940.00 | | |
| | 5/15/15 | Payroll 5/1 | GEN | Payroll 5.15.15 | | 940.00 | |
| | 5/29/15 | 34456 | CDJ | ICMA Retirement T | 940.00 | | |
| | 5/29/15 | Payroll 5.2 | GEN | Payroll 5/29/15 | | 940.00 | |
| | 5/31/15 | | | Current Period Cha Ending Balance | 2,820.00 | 2,820.00 | |
| 218300 Due To Credit Union | 5/1/15 | | | Beginning Balance | | | 17,534.29 |
| | 5/1/15 | Payroll 5.1. | GEN | Payroll 5.1.15 | | 17,534.29 | |
| | 5/15/15 | Payroll 5/1 | GEN | Payroll 5.15.15 | | 17,514.35 | |
| | 5/29/15 | Payroll 5.2 | GEN | Payroll 5/29/15 | | 17,544.54 | |
| | 5/31/15 | 53115 | GEN | Direct Deposit | 35,058.89 | | |
| | 5/31/15 | | | Current Period Cha Ending Balance | 35,058.89 | 52,593.18 | -17,534.29 |
| 218500 Life Insurance | 5/1/15 | | | Beginning Balance | | | 89.46 |
| | 5/1/15 | 34398 | CDJ | Standard Insuranc | 470.12 | | |
| | 5/1/15 | Payroll 5.1. | GEN | Payroll 5.1.15 | | 216.97 | |
| | 5/15/15 | Payroll 5/1 | GEN | Payroll 5.15.15 | | 229.43 | |
| | 5/29/15 | 34457 | CDJ | Standard Insuranc | 497.12 | | |
| | 5/29/15 | Payroll 5.2 | GEN | Payroll 5/29/15 | | 229.43 | |
| | 5/31/15 | | | Current Period Cha Ending Balance | 967.24 | 675.83 | 291.41 380.87 |
| 218700 Long Term Disability | 5/1/15 | | | Beginning Balance | | | -37.24 |
| | 5/1/15 | 34398 | CDJ | Standard Insuranc | 65.34 | | |

Titusville-Cocoa Airport Authority General Ledger

For the Period From May 1, 2015 to May 31, 2015

Filter Criteria includes: Report order is by ID. Report is printed with shortened descriptions and in Detail Format.

| Account ID Account Description | Date | Reference | Jrnl | Trans Description | Debit Amt | Credit Amt | Balance |
|-----------------------------------|----------------|--------------|------|-----------------------|-----------|------------|--------------------|
| | 5/1/15 | Payroll 5.1. | GEN | Payroll 5.1.15 | | 30.16 | |
| | 5/15/15 | Payroll 5/1 | GEN | Payroll 5.15.15 | | 30.16 | |
| | 5/29/15 | 34457 | CDJ | Standard Insuranc | 68.60 | | |
| | 5/29/15 | Payroll 5.2 | GEN | Payroll 5/29/15 | | 30.16 | |
| | | | | Current Period Cha | 133.94 | 90.48 | 43.46 |
| | 5/31/15 | | | Ending Balance | | | 6.22 |
| 219000 ICMA Loan | 5/1/15 | | | Beginning Balance | | | |
| | 5/1/15 | 34397 | CDJ | ICMA Retirement T | 63.32 | | |
| | 5/1/15 | Payroll 5.1. | GEN | Payroll 5.1.15 | | 63.32 | |
| | 5/15/15 | 34418 | CDJ | ICMA Retirement T | 63.32 | | |
| | 5/15/15 | Payroll 5/1 | GEN | Payroll 5.15.15 | | 63.32 | |
| | 5/29/15 | 34456 | CDJ | ICMA Retirement T | 63.32 | | |
| | 5/29/15 | Payroll 5.2 | GEN | Payroll 5/29/15 | | 63.32 | |
| | | | | Current Period Cha | 189.96 | 189.96 | |
| | 5/31/15 | | | Ending Balance | | | |
| 219100 Group Health | 5/1/15 | | | Beginning Balance | | | -11,106.40 |
| | 5/1/15 | Payroll 5.1. | GEN | Payroll 5.1.15 | | 471.13 | |
| | 5/15/15 | Payroll 5/1 | GEN | Payroll 5.15.15 | | 566.38 | |
| | 5/29/15 | Payroll 5.2 | GEN | Payroll 5/29/15 | | 566.38 | |
| | | | | Current Period Cha | | 1,603.89 | -1,603.89 |
| | 5/31/15 | | | Ending Balance | | | -12,710.29 |
| 219200 Med Msa | 5/1/15 | | | Beginning Balance | | | -0.13 |
| | 5/1/15 | Payroll 5.1. | GEN | Payroll 5.1.15 | | 133.84 | |
| | 5/15/15 | 34417 | CDJ | Board Of Co. Com | 401.52 | | |
| | 5/15/15 | Payroll 5/1 | GEN | Payroll 5.15.15 | | 133.84 | |
| | 5/29/15 | Payroll 5.2 | GEN | Payroll 5/29/15 | | 133.84 | |
| | | | | Current Period Cha | 401.52 | 401.52 | |
| | 5/31/15 | | | Ending Balance | | | -0.13 |
| 219300 Short Term Disability | 5/1/15 | | | Beginning Balance | | | 34.22 |
| | 5/1/15 | 34398 | CDJ | Standard Insuranc | 61.34 | | |
| | 5/1/15 | Payroll 5.1. | GEN | Payroll 5.1.15 | | 28.31 | |
| | 5/15/15 | Payroll 5/1 | GEN | Payroll 5.15.15 | | 28.31 | |
| | 5/29/15 | 34457 | CDJ | Standard Insuranc | 61.34 | | |
| | 5/29/15 | Payroll 5.2 | GEN | Payroll 5/29/15 | | 28.31 | |
| | | | | Current Period Cha | 122.68 | 84.93 | 37.75 |
| | 5/31/15 | | | Ending Balance | | | 71.97 |
| 219400 Florida Retirement | 5/1/15 | | | Beginning Balance | | | -1,760.87 |
| | 5/1/15 | Payroll 5.1. | GEN | Payroll 5.1.15 | | 897.99 | |
| | 5/15/15 | Payroll 5/1 | GEN | Payroll 5.15.15 | | 906.72 | |
| | 5/29/15 | Payroll 5.2 | GEN | Payroll 5/29/15 | | 908.37 | |
| | 5/31/15 | 53115 | GEN | Employee Contribu | 1,756.31 | | |
| | | | | Current Period Cha | 1,756.31 | 2,713.08 | -956.77 |
| | 5/31/15 | | | Ending Balance | | | -2,717.64 |
| 225000 Accrued Vacation & Si | 5/1/15 | | | Beginning Balance | | | -115,303.43 |
| | 5/31/15 | | | Ending Balance | | | -115,303.43 |
| 225500 Post Employment Ben | 5/1/15 | | | Beginning Balance | | | -124,631.00 |

Titusville-Cocoa Airport Authority
General Ledger
For the Period From May 1, 2015 to May 31, 2015

Filter Criteria includes: Report order is by ID. Report is printed with shortened descriptions and in Detail Format.

| Account ID Account Description | Date | Reference | Jrnl | Trans Description | Debit Amt | Credit Amt | Balance |
|-----------------------------------|----------------|-----------|------|-----------------------|-----------|------------|----------------------|
| | 5/31/15 | | | Ending Balance | | | -124,631.00 |
| 233600 Barnett Bank Note 5 | 5/1/15 | | | Beginning Balance | | | -33,130.00 |
| | 5/31/15 | | | Ending Balance | | | -33,130.00 |
| 233800 Suntrust | 5/1/15 | | | Beginning Balance | | | -2,000,000.00 |
| | 5/31/15 | | | Ending Balance | | | -2,000,000.00 |
| 252000 Contributions Local G | 5/1/15 | | | Beginning Balance | | | -7,905,553.21 |
| | 5/31/15 | | | Ending Balance | | | -7,905,553.21 |
| 252200 Contributions FAA | 5/1/15 | | | Beginning Balance | | | -26,494,073.1 |
| | 5/31/15 | | | Ending Balance | | | -26,494,073.1 |
| 252400 Contributions FDOT | 5/1/15 | | | Beginning Balance | | | -17,669,758.0 |
| | 5/31/15 | | | Ending Balance | | | -17,669,758.0 |
| 252600 Contributions DEP | 5/1/15 | | | Beginning Balance | | | -80,853.00 |
| | 5/31/15 | | | Ending Balance | | | -80,853.00 |
| 252800 Contributions GSA | 5/1/15 | | | Beginning Balance | | | -7,404.00 |
| | 5/31/15 | | | Ending Balance | | | -7,404.00 |
| 253000 Contributions FBO | 5/1/15 | | | Beginning Balance | | | -5,760.00 |
| | 5/31/15 | | | Ending Balance | | | -5,760.00 |
| 253200 Contributions Other | 5/1/15 | | | Beginning Balance | | | -4,326,229.81 |
| | 5/31/15 | | | Ending Balance | | | -4,326,229.81 |
| 272000 Retained Earnings | 5/1/15 | | | Beginning Balance | | | 11,886,285.9 |
| | 5/31/15 | | | Ending Balance | | | 11,886,285.9 |
| 311100 Ad Valorem | 5/1/15 | | | Beginning Balance | | | -0.91 |
| | 5/31/15 | | | Ending Balance | | | -0.91 |
| 311200 Ad Valorem - Prior Yr. | 5/1/15 | | | Beginning Balance | | | -5.66 |
| | 5/31/15 | 53115 | GEN | Ad Valorem | | 1.13 | |
| | | | | Current Period Cha | | 1.13 | -1.13 |

Titusville-Cocoa Airport Authority
General Ledger
For the Period From May 1, 2015 to May 31, 2015

Filter Criteria includes: Report order is by ID. Report is printed with shortened descriptions and in Detail Format.

| Account ID Account Description | Date | Reference | Jrnl | Trans Description | Debit Amt | Credit Amt | Balance |
|-----------------------------------|----------------|--------------|------|---------------------------------------|----------------------|--------------------------|----------------------|
| | 5/31/15 | | | Ending Balance | | | -6.79 |
| 360000 Misc. Income | 5/1/15 | | | Beginning Balance | | | -6,837.19 |
| | 5/31/15 | 53115 | GEN | Misc Current Period Cha | | 5,630.20 5,630.20 | -5,630.20 |
| | 5/31/15 | | | Ending Balance | | | -12,467.39 |
| 361000 Interest Income | 5/1/15 | | | Beginning Balance | | | -186.30 |
| | 5/31/15 | 53115 | GEN | Interest Current Period Cha | | 30.01 30.01 | -30.01 |
| | 5/31/15 | | | Ending Balance | | | -216.31 |
| 381100 Transfer From Reven | 5/1/15 | | | Beginning Balance | | | -1,198,445.86 |
| | 5/31/15 | 53115 | GEN | Budget Transfer Current Period Cha | | 173,839.05 173,839.05 | -173,839.05 |
| | 5/31/15 | | | Ending Balance | | | -1,372,284.91 |
| 481200 Transfer To R & R Fu | 5/1/15 | | | Beginning Balance | | | 34,306.22 |
| | 5/31/15 | | | Ending Balance | | | 34,306.22 |
| 481300 Transfer To Operating | 5/1/15 | | | Beginning Balance | | | 300,000.00 |
| | 5/31/15 | | | Ending Balance | | | 300,000.00 |
| 481400 Transfer To Debt Serv | 5/1/15 | | | Beginning Balance | | | 40,331.78 |
| | 5/31/15 | | | Ending Balance | | | 40,331.78 |
| 481500 Transfer To Developm | 5/1/15 | | | Beginning Balance | | | 1,909,639.58 |
| | 5/31/15 | | | Ending Balance | | | 1,909,639.58 |
| 511001 Executive Salaries | 5/1/15 | | | Beginning Balance | | | 105,636.40 |
| | 5/1/15 | Payroll 5.1. | GEN | Payroll 5.1.15 | 6,980.76 | | |
| | 5/15/15 | Payroll 5/1 | GEN | Payroll 5.15.15 | 6,980.76 | | |
| | 5/29/15 | Payroll 5.2 | GEN | Payroll 5/29/15 | 6,980.76 | | |
| | | | | Current Period Cha | 20,942.28 | | 20,942.28 |
| | 5/31/15 | | | Ending Balance | | | 126,578.68 |
| 512001 Salaries - G & A | 5/1/15 | | | Beginning Balance | | | 105,133.08 |
| | 5/1/15 | Payroll 5.1. | GEN | Payroll 5.1.15 | 7,014.42 | | |
| | 5/15/15 | Payroll 5/1 | GEN | Payroll 5.15.15 | 7,014.42 | | |
| | 5/29/15 | Payroll 5.2 | GEN | Payroll 5/29/15 | 7,014.42 | | |
| | | | | Current Period Cha | 21,043.26 | | 21,043.26 |
| | 5/31/15 | | | Ending Balance | | | 126,176.34 |
| 512002 Salaries - X21 | 5/1/15 | | | Beginning Balance | | | 24,201.76 |
| | 5/31/15 | 53115 | GEN | Payroll Current Period Cha | 4,644.00 4,644.00 | | 4,644.00 |
| | 5/31/15 | | | Ending Balance | | | 28,845.76 |

Titusville-Cocoa Airport Authority General Ledger For the Period From May 1, 2015 to May 31, 2015

Filter Criteria includes: Report order is by ID. Report is printed with shortened descriptions and in Detail Format.

| Account ID Account Description | Date | Reference | Jrnl | Trans Description | Debit Amt | Credit Amt | Balance |
|-----------------------------------|----------------|--------------|------|-----------------------|-----------|------------|-------------------|
| 512003 Salaries - TIX | 5/1/15 | | | Beginning Balance | | | 131,621.43 |
| | 5/1/15 | Payroll 5.1. | GEN | Payroll 5.1.15 | 2,575.00 | | |
| | 5/15/15 | Payroll 5/1 | GEN | Payroll 5.15.15 | 2,575.00 | | |
| | 5/29/15 | Payroll 5.2 | GEN | Payroll 5/29/15 | 3,675.00 | | |
| | 5/31/15 | 53115 | GEN | Payroll | 24,847.71 | | |
| | | | | Current Period Cha | 33,672.71 | | 33,672.71 |
| | 5/31/15 | | | Ending Balance | | | 165,294.14 |
| 512004 Salaries - COI | 5/1/15 | | | Beginning Balance | | | 45,438.23 |
| | 5/1/15 | Payroll 5.1. | GEN | Payroll 5.1.15 | 480.00 | | |
| | 5/15/15 | Payroll 5/1 | GEN | Payroll 5.15.15 | 480.00 | | |
| | 5/29/15 | Payroll 5.2 | GEN | Payroll 5/29/15 | 480.00 | | |
| | 5/31/15 | 53115 | GEN | Payroll | 5,995.49 | | |
| | | | | Current Period Cha | 7,435.49 | | 7,435.49 |
| | 5/31/15 | | | Ending Balance | | | 52,873.72 |
| 512090 Salaries - Unallocated | 5/1/15 | | | Beginning Balance | | | 37,618.16 |
| | 5/1/15 | Payroll 5.1. | GEN | Payroll 5.1.15 | 16,107.96 | | |
| | 5/15/15 | Payroll 5/1 | GEN | Payroll 5.15.15 | 13,173.78 | | |
| | 5/29/15 | Payroll 5.2 | GEN | Payroll 5/29/15 | 13,228.87 | | |
| | 5/31/15 | 53115 | GEN | Payroll | | 35,487.20 | |
| | | | | Current Period Cha | 42,510.61 | 35,487.20 | 7,023.41 |
| | 5/31/15 | | | Ending Balance | | | 44,641.57 |
| 514002 Employee Inv. & Testi | 5/1/15 | | | Beginning Balance | | | |
| | 5/29/15 | 34445 | CDJ | Royal Oaks Medica | 70.00 | | |
| | | | | Current Period Cha | 70.00 | | 70.00 |
| | 5/31/15 | | | Ending Balance | | | 70.00 |
| 521001 Payroll Taxes - G & A | 5/1/15 | | | Beginning Balance | | | 12,966.73 |
| | 5/31/15 | | | Ending Balance | | | 12,966.73 |
| 521002 Payroll Taxes - X21 | 5/1/15 | | | Beginning Balance | | | 1,851.43 |
| | 5/31/15 | | | Ending Balance | | | 1,851.43 |
| 521003 Payroll Taxes - TIX | 5/1/15 | | | Beginning Balance | | | 7,139.35 |
| | 5/31/15 | | | Ending Balance | | | 7,139.35 |
| 521004 Payroll Taxes - COI | 5/1/15 | | | Beginning Balance | | | 2,313.77 |
| | 5/31/15 | | | Ending Balance | | | 2,313.77 |
| 521090 Payroll Taxes - Unallo | 5/1/15 | | | Beginning Balance | | | 3,737.82 |
| | 5/1/15 | Payroll 5.1. | GEN | Payroll 5.1.15 | 2,490.32 | | |
| | 5/15/15 | Payroll 5/1 | GEN | Payroll 5.15.15 | 2,258.57 | | |
| | 5/29/15 | Payroll 5.2 | GEN | Payroll 5/29/15 | 2,346.93 | | |
| | | | | Current Period Cha | 7,095.82 | | 7,095.82 |
| | 5/31/15 | | | Ending Balance | | | 10,833.64 |

Titusville-Cocoa Airport Authority
General Ledger
For the Period From May 1, 2015 to May 31, 2015

Filter Criteria includes: Report order is by ID. Report is printed with shortened descriptions and in Detail Format.

| Account ID Account Description | Date | Reference | Jrnl | Trans Description | Debit Amt | Credit Amt | Balance |
|-----------------------------------|---------|-----------|------|-----------------------|-----------|------------|------------------|
| 522001 FL Retirement - G & A | 5/1/15 | | | Beginning Balance | | | 38,287.05 |
| | 5/31/15 | 53115 | GEN | Retirement | 5,081.15 | | |
| | | | | Current Period Cha | 5,081.15 | | 5,081.15 |
| | 5/31/15 | | | Ending Balance | | | 43,368.20 |
| 522002 FL Retirement - X21 | 5/1/15 | | | Beginning Balance | | | 1,716.24 |
| | 5/31/15 | 53115 | GEN | Retirement | 312.90 | | |
| | | | | Current Period Cha | 312.90 | | 312.90 |
| | 5/31/15 | | | Ending Balance | | | 2,029.14 |
| 522003 FL Retirement - TIX | 5/1/15 | | | Beginning Balance | | | 6,767.82 |
| | 5/31/15 | 53115 | GEN | Retirement | 1,033.65 | | |
| | | | | Current Period Cha | 1,033.65 | | 1,033.65 |
| | 5/31/15 | | | Ending Balance | | | 7,801.47 |
| 522004 FL Retirement - COI | 5/1/15 | | | Beginning Balance | | | 2,175.65 |
| | 5/31/15 | 53115 | GEN | Retirement | 272.06 | | |
| | | | | Current Period Cha | 272.06 | | 272.06 |
| | 5/31/15 | | | Ending Balance | | | 2,447.71 |
| 522090 FL Retirement - Unall | 5/1/15 | | | Beginning Balance | | | 2,644.84 |
| | 5/31/15 | 53115 | GEN | Retirement | 181.29 | | |
| | | | | Current Period Cha | 181.29 | | 181.29 |
| | 5/31/15 | | | Ending Balance | | | 2,826.13 |
| 523001 Group Insurance - G | 5/1/15 | | | Beginning Balance | | | 29,667.51 |
| | 5/15/15 | 34417 | CDJ | Board Of Co. Com | 4,179.83 | | |
| | | | | Current Period Cha | 4,179.83 | | 4,179.83 |
| | 5/31/15 | | | Ending Balance | | | 33,847.34 |
| 523090 Group Insurance - Un | 5/1/15 | | | Beginning Balance | | | 73,151.64 |
| | 5/1/15 | 34394 | CDJ | Delta Dental - #10- | 8.59 | | |
| | 5/1/15 | 34395 | CDJ | Delta Dental insura | 507.10 | | |
| | 5/1/15 | 34396 | CDJ | DavisVision - #700 | 61.82 | | |
| | 5/15/15 | 34417 | CDJ | Board Of Co. Com | 17.68 | | |
| | 5/15/15 | 34417 | CDJ | Board Of Co. Com | 9,667.64 | | |
| | 5/29/15 | 34453 | CDJ | Delta Dental - #10- | 8.59 | | |
| | 5/29/15 | 34455 | CDJ | Delta Dental insura | 564.68 | | |
| | | | | Current Period Cha | 10,836.10 | | 10,836.10 |
| | 5/31/15 | | | Ending Balance | | | 83,987.74 |
| 524090 Workman's Comp - U | 5/1/15 | | | Beginning Balance | | | 18,559.50 |
| | 5/31/15 | | | Ending Balance | | | 18,559.50 |
| 531001 Prof. Service - Legal | 5/1/15 | | | Beginning Balance | | | 20,280.10 |
| | 5/15/15 | 34415 | CDJ | Watson, Soileau, D | 1,702.00 | | |
| | 5/15/15 | 34415 | CDJ | Watson, Soileau, D | 2,989.76 | | |
| | | | | Current Period Cha | 4,691.76 | | 4,691.76 |
| | 5/31/15 | | | Ending Balance | | | 24,971.86 |
| 532001 Accounting & Audting | 5/1/15 | | | Beginning Balance | | | 29,698.82 |
| | 5/31/15 | 53115 | GEN | Paychex | 455.99 | | |

Titusville-Cocoa Airport Authority
General Ledger
For the Period From May 1, 2015 to May 31, 2015

Filter Criteria includes: Report order is by ID. Report is printed with shortened descriptions and in Detail Format.

| Account ID Account Description | Date | Reference | Jrnl | Trans Description | Debit Amt | Credit Amt | Balance |
|-----------------------------------|---------|-----------|------|--------------------------------------|-----------|------------|---------------------|
| | 5/31/15 | | | Current Period Cha Ending Balance | 455.99 | | 455.99 30,154.81 |
| 534001 Contracts & Permits G | 5/1/15 | | | Beginning Balance | | | |
| | 5/29/15 | 34433 | CDJ | Dept. Of Environm | 25.00 | | |
| | | | | Current Period Cha | 25.00 | | 25.00 |
| | 5/31/15 | | | Ending Balance | | | 25.00 |
| 540001 Travel - G & A | 5/1/15 | | | Beginning Balance | | | 462.11 |
| | 5/1/15 | 34391 | CDJ | Jerry Sansom - Tra | 349.60 | | |
| | | | | Current Period Cha | 349.60 | | 349.60 |
| | 5/31/15 | | | Ending Balance | | | 811.71 |
| 540101 Travel - Training | 5/1/15 | | | Beginning Balance | | | 671.00 |
| | 5/31/15 | | | Ending Balance | | | 671.00 |
| 541001 Telephone | 5/1/15 | | | Beginning Balance | | | 3,852.21 |
| | 5/1/15 | 34389 | CDJ | Windstream Comm | 442.90 | | |
| | 5/1/15 | 34390 | CDJ | Terry Wooldridge - | 153.66 | | |
| | 5/15/15 | 34400 | CDJ | A T & T - 321 269- | 153.30 | | |
| | 5/29/15 | 34449 | CDJ | Windstream Comm | 470.62 | | |
| | | | | Current Period Cha | 1,220.48 | | 1,220.48 |
| | 5/31/15 | | | Ending Balance | | | 5,072.69 |
| 541002 Telephone - X21 | 5/1/15 | | | Beginning Balance | | | 727.35 |
| | 5/15/15 | 34400 | CDJ | A T & T - 321 385- | 124.52 | | |
| | | | | Current Period Cha | 124.52 | | 124.52 |
| | 5/31/15 | | | Ending Balance | | | 851.87 |
| 541003 Telephone - TIX | 5/1/15 | | | Beginning Balance | | | 4,759.39 |
| | 5/1/15 | 34389 | CDJ | Windstream Comm | 604.98 | | |
| | 5/1/15 | 34389 | CDJ | Windstream Comm | 63.90 | | |
| | 5/15/15 | 34400 | CDJ | A T & T - 321 567- | 93.06 | | |
| | 5/29/15 | 34449 | CDJ | Windstream Comm | 607.08 | | |
| | 5/29/15 | 34449 | CDJ | Windstream Comm | 76.86 | | |
| | | | | Current Period Cha | 1,445.88 | | 1,445.88 |
| | 5/31/15 | | | Ending Balance | | | 6,205.27 |
| 541004 Telephone - COI | 5/1/15 | | | Beginning Balance | | | 1,790.81 |
| | 5/1/15 | 34367 | CDJ | A T & T - 321 452- | 156.93 | | |
| | 5/15/15 | 34400 | CDJ | A T & T - 321 986- | 124.50 | | |
| | 5/29/15 | 34423 | CDJ | A T & T - 321 452- | 159.08 | | |
| | | | | Current Period Cha | 440.51 | | 440.51 |
| | 5/31/15 | | | Ending Balance | | | 2,231.32 |
| 541090 Telephone-Unallocate | 5/1/15 | | | Beginning Balance | | | 1,029.53 |
| | 5/1/15 | 34367 | CDJ | A T & T - 321 267- | 156.28 | | |
| | 5/29/15 | 34423 | CDJ | A T & T - 321 267- | 156.44 | | |
| | | | | Current Period Cha | 312.72 | | 312.72 |
| | 5/31/15 | | | Ending Balance | | | 1,342.25 |
| 541301 | 5/1/15 | | | Beginning Balance | | | 2,687.31 |

Titusville-Cocoa Airport Authority General Ledger For the Period From May 1, 2015 to May 31, 2015

Filter Criteria includes: Report order is by ID. Report is printed with shortened descriptions and in Detail Format.

| Account ID Account Description | Date | Reference | Jrnl | Trans Description | Debit Amt | Credit Amt | Balance |
|-----------------------------------|----------------|-----------|-----------------------|-----------------------|-----------|-----------------|------------------|
| Cellular Phones | 5/1/15 | 34368 | CDJ | AT&T Mobility - #8 | 390.77 | | |
| | 5/29/15 | 34422 | CDJ | AT&T Mobility - #8 | 442.41 | | |
| | | | | Current Period Cha | 833.18 | | 833.18 |
| | 5/31/15 | | | Ending Balance | | | 3,520.49 |
| 541401 | 5/1/15 | | | Beginning Balance | | | 741.14 |
| Cable Service | 5/1/15 | 34369 | CDJ | Brighthouse Netwo | 116.52 | | |
| | 5/1/15 | 34375 | CDJ | Dish - 8255-7070-8 | 50.00 | | |
| | 5/15/15 | 34405 | CDJ | Dish - 8255-7070-8 | 47.60 | | |
| | 5/29/15 | 34434 | CDJ | Dish - #8255 7070 | 55.00 | | |
| | 5/31/15 | 53115 | GEN | Website Fees | 6.99 | | |
| | | | | Current Period Cha | 276.11 | | 276.11 |
| 5/31/15 | | | Ending Balance | | | 1,017.25 | |
| 541501 | 5/1/15 | | | Beginning Balance | | | 355.48 |
| Internet Fees | 5/29/15 | 34424 | CDJ | Brighthouse Netwo | 78.26 | | |
| | | | | Current Period Cha | 78.26 | | 78.26 |
| | 5/31/15 | | | Ending Balance | | | 433.74 |
| 542001 | 5/1/15 | | | Beginning Balance | | | 1,021.12 |
| Freight & Postage - G | 5/31/15 | | | Ending Balance | | | 1,021.12 |
| | | | | | | | |
| 542101 | 5/1/15 | | | Beginning Balance | | | 137.08 |
| Express Mail | 5/31/15 | | | Ending Balance | | | 137.08 |
| | | | | | | | |
| 543001 | 5/1/15 | | | Beginning Balance | | | 5,927.22 |
| Electricity G & A | 5/15/15 | 34406 | CDJ | Florida Power & Li | 1,397.22 | | |
| | | | | Current Period Cha | 1,397.22 | | 1,397.22 |
| | 5/31/15 | | | Ending Balance | | | 7,324.44 |
| 543002 | 5/1/15 | | | Beginning Balance | | | 5,440.54 |
| Electricity - X21 | 5/15/15 | 34406 | CDJ | Florida Power & Li | 764.59 | | |
| | | | | Current Period Cha | 764.59 | | 764.59 |
| | 5/31/15 | | | Ending Balance | | | 6,205.13 |
| 543003 | 5/1/15 | | | Beginning Balance | | | 23,540.03 |
| Electricity - TIX | 5/1/15 | 34377 | CDJ | Florida Power & Li | 375.20 | | |
| | 5/15/15 | 34406 | CDJ | Florida Power & Li | 923.21 | | |
| | 5/15/15 | 34406 | CDJ | Florida Power & Li | 1,805.32 | | |
| | 5/29/15 | 34436 | CDJ | Florida Power & Li | 371.23 | | |
| | | | | Current Period Cha | 3,474.96 | | 3,474.96 |
| | 5/31/15 | | | Ending Balance | | | 27,014.99 |
| 543004 | 5/1/15 | | | Beginning Balance | | | 15,720.52 |
| Electricity - COI | 5/1/15 | 34377 | CDJ | Florida Power & Li | 1,551.36 | | |
| | 5/1/15 | 34377 | CDJ | Florida Power & Li | 509.62 | | |
| | 5/1/15 | 34377 | CDJ | Florida Power & Li | 737.52 | | |
| | 5/29/15 | 34436 | CDJ | Florida Power & Li | 1,420.13 | | |
| | 5/29/15 | 34436 | CDJ | Florida Power & Li | 504.40 | | |
| | 5/29/15 | 34436 | CDJ | Florida Power & Li | 848.01 | | |
| | | | | Current Period Cha | 5,571.04 | | 5,571.04 |
| | 5/31/15 | | | Ending Balance | | | 21,291.56 |

**Titusville-Cocoa Airport Authority
General Ledger**

For the Period From May 1, 2015 to May 31, 2015

Filter Criteria includes: Report order is by ID. Report is printed with shortened descriptions and in Detail Format.

| Account ID Account Description | Date | Reference | Jrnl | Trans Description | Debit Amt | Credit Amt | Balance |
|------------------------------------|----------------|-----------|------|------------------------|-----------|------------|-----------------|
| 543090 Electricity - Unallocate | 5/1/15 | | | Beginning Balance | | | 1,644.61 |
| | 5/15/15 | 34406 | CDJ | Florida Power & Li | 320.19 | | |
| | | | | Current Period Cha | 320.19 | | 320.19 |
| | 5/31/15 | | | Ending Balance | | | 1,964.80 |
| 543101 Water - G & A | 5/1/15 | | | Beginning Balance | | | 1,012.73 |
| | 5/1/15 | 34373 | CDJ | City Of Titusville - 3 | 258.70 | | |
| | 5/29/15 | 34429 | CDJ | City Of Titusville - # | 401.85 | | |
| | | | | Current Period Cha | 660.55 | | 660.55 |
| | 5/31/15 | | | Ending Balance | | | 1,673.28 |
| 543102 Water - X21 | 5/1/15 | | | Beginning Balance | | | 921.86 |
| | 5/1/15 | 34374 | CDJ | City Of Titusville - 5 | 44.97 | | |
| | 5/1/15 | 34374 | CDJ | City Of Titusville - 5 | 22.40 | | |
| | 5/1/15 | 34374 | CDJ | City Of Titusville - 6 | 35.92 | | |
| | 5/1/15 | 34374 | CDJ | City Of Titusville - 6 | 35.92 | | |
| | 5/29/15 | 34430 | CDJ | City Of Titusville - # | 57.35 | | |
| | 5/29/15 | 34430 | CDJ | City Of Titusville - # | 35.92 | | |
| | 5/29/15 | 34430 | CDJ | City Of Titusville - # | 35.92 | | |
| | 5/29/15 | 34430 | CDJ | City Of Titusville - # | 26.07 | | |
| | | | | Current Period Cha | 294.47 | | 294.47 |
| | 5/31/15 | | | Ending Balance | | | 1,216.33 |
| 543103 Water - TIX | 5/1/15 | | | Beginning Balance | | | 1,866.22 |
| | 5/1/15 | 34373 | CDJ | City Of Titusville - 3 | 49.16 | | |
| | 5/1/15 | 34373 | CDJ | City Of Titusville - 1 | 39.01 | | |
| | 5/1/15 | 34373 | CDJ | City Of Titusville - 3 | 236.28 | | |
| | 5/1/15 | 34373 | CDJ | City Of Titusville - 1 | 75.99 | | |
| | 5/1/15 | 34373 | CDJ | City Of Titusville - 1 | 158.53 | | |
| | 5/29/15 | 34429 | CDJ | City Of Titusville - # | 158.53 | | |
| | 5/29/15 | 34429 | CDJ | City Of Titusville - # | 35.34 | | |
| | 5/29/15 | 34429 | CDJ | City Of Titusville - # | 51.22 | | |
| | 5/29/15 | 34429 | CDJ | City Of Titusville - # | 45.12 | | |
| | | | | Current Period Cha | 849.18 | | 849.18 |
| | 5/31/15 | | | Ending Balance | | | 2,715.40 |
| 543104 Water - COI | 5/1/15 | | | Beginning Balance | | | 1,060.30 |
| | 5/1/15 | 34372 | CDJ | City Of Cocoa - 10 | 42.80 | | |
| | 5/1/15 | 34372 | CDJ | City Of Cocoa - 10 | 28.78 | | |
| | 5/1/15 | 34372 | CDJ | City Of Cocoa - 10 | 20.64 | | |
| | 5/1/15 | 34372 | CDJ | City Of Cocoa - 10 | 89.17 | | |
| | 5/29/15 | 34428 | CDJ | City Of Cocoa - #1 | 42.80 | | |
| | 5/29/15 | 34428 | CDJ | City Of Cocoa - #1 | 89.25 | | |
| | 5/29/15 | 34428 | CDJ | City Of Cocoa - #1 | 28.81 | | |
| | 5/29/15 | 34428 | CDJ | City Of Cocoa - #1 | 17.63 | | |
| | | | | Current Period Cha | 359.88 | | 359.88 |
| | 5/31/15 | | | Ending Balance | | | 1,420.18 |
| 543190 Water - Unallocated | 5/1/15 | | | Beginning Balance | | | 191.05 |
| | 5/1/15 | 34373 | CDJ | City Of Titusville - 3 | 42.99 | | |
| | 5/29/15 | 34429 | CDJ | City Of Titusville - # | 26.84 | | |
| | | | | Current Period Cha | 69.83 | | 69.83 |
| | 5/31/15 | | | Ending Balance | | | 260.88 |

Titusville-Cocoa Airport Authority
General Ledger
For the Period From May 1, 2015 to May 31, 2015

Filter Criteria includes: Report order is by ID. Report is printed with shortened descriptions and in Detail Format.

| Account ID Account Description | Date | Reference | Jrnl | Trans Description | Debit Amt | Credit Amt | Balance |
|-----------------------------------|---------|-----------|------|------------------------|-----------|------------|------------|
| 543202 | 5/1/15 | | | Beginning Balance | | | 377.39 |
| Solid Waste - X21 | 5/1/15 | 34374 | CDJ | City Of Titusville - 5 | 90.13 | | |
| | 5/29/15 | 34430 | CDJ | City Of Titusville - # | 90.49 | | |
| | | | | Current Period Cha | 180.62 | | 180.62 |
| | 5/31/15 | | | Ending Balance | | | 558.01 |
| 544001 | 5/1/15 | | | Beginning Balance | | | 6.99 |
| Rentals & Leases G & | 5/31/15 | | | Ending Balance | | | 6.99 |
| 544004 | 5/1/15 | | | Beginning Balance | | | 878.80 |
| Rentals & Leases - C | 5/1/15 | 34388 | CDJ | Waste Manageme | 87.88 | | |
| | 5/1/15 | 34388 | CDJ | Waste Manageme | 87.88 | | |
| | 5/29/15 | 34448 | CDJ | Waste Manageme | 87.88 | | |
| | 5/29/15 | 34448 | CDJ | Waste Manageme | 87.88 | | |
| | 5/31/15 | 53115 | GEN | MasterCard | 175.76 | | |
| | | | | Current Period Cha | 527.28 | | 527.28 |
| | 5/31/15 | | | Ending Balance | | | 1,406.08 |
| 544101 | 5/1/15 | | | Beginning Balance | | | 845.48 |
| Copy Machine Rental | 5/29/15 | 34432 | CDJ | Copytronics Inform | 345.69 | | |
| | | | | Current Period Cha | 345.69 | | 345.69 |
| | 5/31/15 | | | Ending Balance | | | 1,191.17 |
| 544102 | 5/1/15 | | | Beginning Balance | | | 303.99 |
| Postage Machine Ren | 5/31/15 | | | Ending Balance | | | 303.99 |
| 544103 | 5/1/15 | | | Beginning Balance | | | 1,457.11 |
| Phone System Rental | 5/15/15 | 34411 | CDJ | MITEL Leasing - # | 204.46 | | |
| | | | | Current Period Cha | 204.46 | | 204.46 |
| | 5/31/15 | | | Ending Balance | | | 1,661.57 |
| 545190 | 5/1/15 | | | Beginning Balance | | | 17,527.00 |
| Vehicle Insurance - U | 5/31/15 | | | Ending Balance | | | 17,527.00 |
| 545290 | 5/1/15 | | | Beginning Balance | | | 208,014.49 |
| Property Ins - Unallo | 5/31/15 | | | Ending Balance | | | 208,014.49 |
| 545400 | 5/1/15 | | | Beginning Balance | | | 402.16 |
| Employee Bond | 5/31/15 | | | Ending Balance | | | 402.16 |
| 545500 | 5/1/15 | | | Beginning Balance | | | 4,320.00 |
| Officers Liability | 5/31/15 | | | Ending Balance | | | 4,320.00 |
| 545602 | 5/1/15 | | | Beginning Balance | | | |
| Fuel Tank Ins. - X21 | 5/29/15 | 34425 | CDJ | Brown & Brown Ins | 1,105.00 | | |
| | | | | Current Period Cha | 1,105.00 | | 1,105.00 |

Titusville-Cocoa Airport Authority
General Ledger
For the Period From May 1, 2015 to May 31, 2015

Filter Criteria includes: Report order is by ID. Report is printed with shortened descriptions and in Detail Format.

| Account ID Account Description | Date | Reference | Jrnl | Trans Description | Debit Amt | Credit Amt | Balance |
|-----------------------------------|----------------|-----------|------|-----------------------|-----------|------------|-----------------|
| | 5/31/15 | | | Ending Balance | | | 1,105.00 |
| 545604 Fuel Tank Ins. - COI | 5/1/15 | | | Beginning Balance | | | 965.39 |
| | 5/31/15 | | | Ending Balance | | | 965.39 |
| 545702 Housing Liability | 5/1/15 | | | Beginning Balance | | | 7,421.00 |
| | 5/31/15 | | | Ending Balance | | | 7,421.00 |
| 546090 R & M - Unallocated | 5/1/15 | | | Beginning Balance | | | 30.47 |
| | 5/31/15 | | | Ending Balance | | | 30.47 |
| 546101 R & M Service - G & A | 5/1/15 | | | Beginning Balance | | | 285.81 |
| | 5/15/15 | 34413 | CDJ | Space Coast Fire | 90.00 | | |
| | 5/29/15 | 34444 | CDJ | Nix Pest Managem | 85.00 | | |
| | | | | Current Period Cha | 175.00 | | 175.00 |
| | 5/31/15 | | | Ending Balance | | | 460.81 |
| 546103 R & M Service - TIX | 5/1/15 | | | Beginning Balance | | | 992.03 |
| | 5/15/15 | 34413 | CDJ | Space Coast Fire | 90.00 | | |
| | 5/29/15 | 34444 | CDJ | Nix Pest Managem | 41.00 | | |
| | 5/29/15 | 34444 | CDJ | Nix Pest Managem | 85.00 | | |
| | | | | Current Period Cha | 216.00 | | 216.00 |
| | 5/31/15 | | | Ending Balance | | | 1,208.03 |
| 546104 R & M Service - COI | 5/1/15 | | | Beginning Balance | | | 755.00 |
| | 5/15/15 | 34403 | CDJ | Brevard County Util | 100.00 | | |
| | | | | Current Period Cha | 100.00 | | 100.00 |
| | 5/31/15 | | | Ending Balance | | | 855.00 |
| 546190 R & M Service - Unall | 5/1/15 | | | Beginning Balance | | | 135.00 |
| | 5/1/15 | 34384 | CDJ | Safety-Kleen - #66 | 565.00 | | |
| | 5/29/15 | 34444 | CDJ | Nix Pest Managem | 45.00 | | |
| | | | | Current Period Cha | 610.00 | | 610.00 |
| | 5/31/15 | | | Ending Balance | | | 745.00 |
| 546201 R & M - Equip. - G & | 5/1/15 | | | Beginning Balance | | | 306.91 |
| | 5/31/15 | | | Ending Balance | | | 306.91 |
| 546202 R & M - Equip. - X21 | 5/1/15 | | | Beginning Balance | | | 4,283.32 |
| | 5/1/15 | 34365 | CDJ | AG-PRO Compani | 739.89 | | |
| | | | | Current Period Cha | 739.89 | | 739.89 |
| | 5/31/15 | | | Ending Balance | | | 5,023.21 |
| 546203 R & M - Equip. - TIX | 5/1/15 | | | Beginning Balance | | | 14,220.03 |
| | 5/1/15 | 34376 | CDJ | Energywise A/C - | 190.00 | | |
| | 5/1/15 | 34386 | CDJ | Sherwin Williams - | 180.95 | | |
| | 5/29/15 | 34420 | CDJ | AG-PRO Compani | 112.38 | | |
| | 5/29/15 | 34439 | CDJ | Lowes - IN#56521 | 65.34 | | |

**Titusville-Cocoa Airport Authority
General Ledger**

For the Period From May 1, 2015 to May 31, 2015

Filter Criteria includes: Report order is by ID. Report is printed with shortened descriptions and in Detail Format.

| Account ID Account Description | Date | Reference | Jrnl | Trans Description | Debit Amt | Credit Amt | Balance |
|-----------------------------------|----------------|-----------|------|--|----------------------|------------|------------------|
| | 5/29/15 | 34439 | CDJ | Lowes - IN#56294 | 108.26 | | |
| | 5/29/15 | 34446 | CDJ | Standard Signs, In Current Period Cha | 1,039.42 1,696.35 | | 1,696.35 |
| | 5/31/15 | | | Ending Balance | | | 15,916.38 |
| 546204 R & M - Equip. -COI | 5/1/15 | | | Beginning Balance | | | 9,878.80 |
| | 5/1/15 | 34376 | CDJ | Energywise A/C | 157.00 | | |
| | 5/1/15 | 34379 | CDJ | Lowes - IN#69453 | 87.25 | | |
| | 5/15/15 | 34407 | CDJ | Goodyear - IN#333 | 341.30 | | |
| | 5/15/15 | 34407 | CDJ | Goodyear - IN#333 | 43.00 | | |
| | 5/29/15 | 34420 | CDJ | AG-PRO Compani | 671.48 | | |
| | 5/29/15 | 34421 | CDJ | Allen Enterprises, I | 6,472.80 | | |
| | 5/29/15 | 34438 | CDJ | Goodyear - IN#333 | 289.48 | | |
| | 5/29/15 | 34442 | CDJ | Miller Bearings - IN Current Period Cha | 40.00 8,102.31 | | 8,102.31 |
| | 5/31/15 | | | Ending Balance | | | 17,981.11 |
| 546290 R & M - Equip. - Unall | 5/1/15 | | | Beginning Balance | | | 3,958.44 |
| | 5/1/15 | 34365 | CDJ | AG-PRO Compani | 2,978.36 | | |
| | 5/15/15 | 34402 | CDJ | Boggs Gases - IN# | 63.56 | | |
| | 5/29/15 | 34443 | CDJ | Naturchem, Inc. - I Current Period Cha | 1,320.00 4,361.92 | | 4,361.92 |
| | 5/31/15 | | | Ending Balance | | | 8,320.36 |
| 546301 R & M - Bldgs. - G & A | 5/1/15 | | | Beginning Balance | | | 75.00 |
| | 5/31/15 | | | Ending Balance | | | 75.00 |
| 546302 R & M - Bldgs. - X21 | 5/1/15 | | | Beginning Balance | | | 351.22 |
| | 5/15/15 | 34408 | CDJ | Home Depot - Cred | | 24.22 | |
| | 5/15/15 | 34408 | CDJ | Home Depot - #00 Current Period Cha | 184.35 184.35 | 24.22 | 160.13 |
| | 5/31/15 | | | Ending Balance | | | 511.35 |
| 546303 R & M - Bldgs. - TIX | 5/1/15 | | | Beginning Balance | | | 11,089.19 |
| | 5/1/15 | 34366 | CDJ | Atlantic Wire & Rig | 158.00 | | |
| | 5/1/15 | 34379 | CDJ | Lowes - IN#46066 | 21.72 | | |
| | 5/1/15 | 34379 | CDJ | Lowes - IN#69860 | 85.48 | | |
| | 5/1/15 | 34379 | CDJ | Lowes - IN#41950 | 364.41 | | |
| | 5/1/15 | 34379 | CDJ | Lowes - IN#56309 | 110.39 | | |
| | 5/1/15 | 34379 | CDJ | Lowes - IN#56623 | 10.98 | | |
| | 5/1/15 | 34381 | CDJ | Metal Roof Factory | 700.00 | | |
| | 5/1/15 | 34382 | CDJ | Miller Bearings - IN | 79.61 | | |
| | 5/1/15 | 34385 | CDJ | S.F. Travis Co. - IN | 19.77 | | |
| | 5/1/15 | 34386 | CDJ | Sherwin Williams - | 141.54 | | |
| | 5/1/15 | 34387 | CDJ | Space Coast Fire | 245.00 | | |
| | 5/15/15 | 34409 | CDJ | Lowes - in#56475 | 224.59 | | |
| | 5/29/15 | 34439 | CDJ | Lowes - IN#56071 | 17.88 | | |
| | 5/29/15 | 34441 | CDJ | Metal Roof Factory Current Period Cha | 245.00 2,424.37 | | 2,424.37 |
| | 5/31/15 | | | Ending Balance | | | 13,513.56 |
| 546304 R & M - Bldgs. - COI | 5/1/15 | | | Beginning Balance | | | 3,220.65 |
| | 5/31/15 | | | Ending Balance | | | 3,220.65 |

Titusville-Cocoa Airport Authority General Ledger For the Period From May 1, 2015 to May 31, 2015

Filter Criteria includes: Report order is by ID. Report is printed with shortened descriptions and in Detail Format.

| Account ID Account Description | Date | Reference | Jrnl | Trans Description | Debit Amt | Credit Amt | Balance |
|-----------------------------------|---------|-----------|------|---------------------|-----------|------------|----------|
| 546390 R & M - Bldgs. - Unall | 5/1/15 | | | Beginning Balance | | | 587.32 |
| | 5/31/15 | | | Ending Balance | | | 587.32 |
| 546403 R & M - Autos - TIX | 5/1/15 | | | Beginning Balance | | | 651.35 |
| | 5/31/15 | | | Ending Balance | | | 651.35 |
| 546404 R & M - Autos - COI | 5/1/15 | | | Beginning Balance | | | |
| | 5/1/15 | 34378 | CDJ | Goodyear - IN#332 | 459.04 | | |
| | 5/1/15 | 34383 | CDJ | Moore's Tire Outlet | 40.00 | | |
| | 5/15/15 | 34401 | CDJ | Bennett Auto Suppl | 105.50 | | |
| | | | | Current Period Cha | 604.54 | | 604.54 |
| | 5/31/15 | | | Ending Balance | | | 604.54 |
| 546490 R & M - Autos - Unallo | 5/1/15 | | | Beginning Balance | | | 2,204.91 |
| | 5/15/15 | 34401 | CDJ | Bennett Auto Suppl | 236.79 | | |
| | | | | Current Period Cha | 236.79 | | 236.79 |
| | 5/31/15 | | | Ending Balance | | | 2,441.70 |
| 548201 Marketing - G & A | 5/1/15 | | | Beginning Balance | | | 5,319.08 |
| | 5/15/15 | 34419 | CDJ | Chrisopher E. Broo | 25.00 | | |
| | 5/31/15 | 53115 | GEN | MasterCard | 20.00 | | |
| | | | | Current Period Cha | 45.00 | | 45.00 |
| | 5/31/15 | | | Ending Balance | | | 5,364.08 |
| 549001 Other Charges - Legal | 5/1/15 | | | Beginning Balance | | | 246.09 |
| | 5/31/15 | | | Ending Balance | | | 246.09 |
| 549201 Other - Tax Collector - | 5/1/15 | | | Beginning Balance | | | 9,974.13 |
| | 5/31/15 | | | Ending Balance | | | 9,974.13 |
| 551001 Office Supplies | 5/1/15 | | | Beginning Balance | | | 3,626.40 |
| | 5/1/15 | 34370 | CDJ | Capital Office Prod | 25.48 | | |
| | 5/1/15 | 34370 | CDJ | Capital Office Prod | 159.19 | | |
| | 5/1/15 | 34380 | CDJ | Marie's Coffee Ser | 72.25 | | |
| | 5/29/15 | 34431 | CDJ | Cocoa Paper Com | 179.93 | | |
| | 5/29/15 | 34440 | CDJ | Marie's Coffee Ser | 80.00 | | |
| | | | | Current Period Cha | 516.85 | | 516.85 |
| | 5/31/15 | | | Ending Balance | | | 4,143.25 |
| 552090 Uniforms - Unallocate | 5/1/15 | | | Beginning Balance | | | 2,618.96 |
| | 5/1/15 | 34371 | CDJ | Cintas Corp., Loc. | 70.80 | | |
| | 5/1/15 | 34371 | CDJ | Cintas Corp., Loc. | 173.79 | | |
| | 5/15/15 | 34404 | CDJ | Cintas Corp., Loc. | 75.23 | | |
| | 5/15/15 | 34404 | CDJ | Cintas Corp., Loc. | 81.20 | | |
| | 5/29/15 | 34427 | CDJ | Cintas Corp., Loc. | 99.51 | | |
| | 5/29/15 | 34427 | CDJ | Cintas Corp., Loc. | 75.63 | | |
| | | | | Current Period Cha | 576.16 | | 576.16 |
| | 5/31/15 | | | Ending Balance | | | 3,195.12 |

Titusville-Cocoa Airport Authority
General Ledger
For the Period From May 1, 2015 to May 31, 2015

Filter Criteria includes: Report order is by ID. Report is printed with shortened descriptions and in Detail Format.

| Account ID Account Description | Date | Reference | Jrnl | Trans Description | Debit Amt | Credit Amt | Balance |
|-----------------------------------|---------|-----------|------|----------------------|-----------|------------|-----------|
| 552102 Fuel - X21 | 5/1/15 | | | Beginning Balance | | | 1,444.63 |
| | 5/31/15 | | | Ending Balance | | | 1,444.63 |
| 552190 Fuel - Unallocated | 5/1/15 | | | Beginning Balance | | | 14,308.87 |
| | 5/15/15 | 34414 | CDJ | Watkins Fuel Oil - I | 2,149.29 | | |
| | 5/15/15 | 34414 | CDJ | Watkins Fuel Oil - I | 1,322.89 | | |
| | | | | Current Period Cha | 3,472.18 | | 3,472.18 |
| | 5/31/15 | | | Ending Balance | | | 17,781.05 |
| 552201 Cleaning - G & A | 5/1/15 | | | Beginning Balance | | | 3,650.00 |
| | 5/15/15 | 34412 | CDJ | ServiceMasterClea | 510.00 | | |
| | | | | Current Period Cha | 510.00 | | 510.00 |
| | 5/31/15 | | | Ending Balance | | | 4,160.00 |
| 554001 Dues & Memberships | 5/1/15 | | | Beginning Balance | | | 2,564.74 |
| | 5/29/15 | 34447 | CDJ | Titusville Rotary Cl | 240.00 | | |
| | | | | Current Period Cha | 240.00 | | 240.00 |
| | 5/31/15 | | | Ending Balance | | | 2,804.74 |
| 554002 Dues & Memberships | 5/1/15 | | | Beginning Balance | | | 330.00 |
| | 5/31/15 | | | Ending Balance | | | 330.00 |
| 554003 Dues & Memberships | 5/1/15 | | | Beginning Balance | | | 660.00 |
| | 5/31/15 | | | Ending Balance | | | 660.00 |
| 554004 Dues & Memberships | 5/1/15 | | | Beginning Balance | | | 1,035.00 |
| | 5/31/15 | | | Ending Balance | | | 1,035.00 |
| 561003 Capital Outlay - TIX | 5/1/15 | | | Beginning Balance | | | 22,295.14 |
| | 5/31/15 | | | Ending Balance | | | 22,295.14 |
| 595290 Amortization of Wach | 5/1/15 | | | Beginning Balance | | | 1,295.00 |
| | 5/31/15 | | | Ending Balance | | | 1,295.00 |

Revenue Fund
Balance Sheet
May 31, 2015

ASSETS

| | | |
|------------------------------|----|-------------------|
| Current Assets | | |
| Cash Escrow | \$ | 216,806.92 |
| Accounts Receivable | | 82,274.09 |
| | | <hr/> |
| Total Current Assets | | 299,081.01 |
| Property and Equipment | | <hr/> |
| Total Property and Equipment | | 0.00 |
| Other Assets | | <hr/> |
| Total Other Assets | | 0.00 |
| | | <hr/> |
| Total Assets | \$ | <u>299,081.01</u> |

LIABILITIES AND CAPITAL

| | | |
|-----------------------------|----|-------------------|
| Current Liabilities | | |
| Sales Tax | \$ | 11,376.71 |
| Escrow Reserve | | 216,806.92 |
| Unearned Revenue | | 111,157.50 |
| | | <hr/> |
| Total Current Liabilities | | 339,341.13 |
| Long-Term Liabilities | | <hr/> |
| Total Long-Term Liabilities | | 0.00 |
| | | <hr/> |
| Total Liabilities | | 339,341.13 |
| Capital | | |
| Retained Earnings | | (112,885.10) |
| Net Income | | 72,624.98 |
| | | <hr/> |
| Total Capital | | (40,260.12) |
| | | <hr/> |
| Total Liabilities & Capital | \$ | <u>299,081.01</u> |

Revenue Fund
Income Statement
For the Eight Months Ending May 31, 2015

| | Current Month This Year | Current Month Last Year | Year to Date This Year | Year to Date Last Year |
|---------------------------|----------------------------|----------------------------|---------------------------|---------------------------|
| Revenues | | | | |
| Sales Tax Allowa | 30.00 | 30.00 | 240.00 | 240.00 |
| T-Hangar Sales - | 13,012.20 | 11,510.11 | 102,452.13 | 92,412.23 |
| T-Hangar Sales - | 22,551.30 | 25,730.62 | 177,646.60 | 171,513.81 |
| T-Hangar Sales - | 43,900.17 | 44,417.76 | 354,491.41 | 354,552.91 |
| FBO Sales - AD | 5,477.92 | 5,785.45 | 45,000.66 | 44,158.00 |
| FBO Sales - SCR | 25,798.46 | 26,159.20 | 200,094.09 | 203,888.19 |
| FBO Sales - MI | 4,466.84 | 3,635.90 | 35,045.22 | 33,401.89 |
| Building Leases - | 2,728.89 | 2,685.56 | 21,787.50 | 22,206.66 |
| Building Leases - | 17,652.49 | 14,516.41 | 149,113.16 | 134,221.14 |
| Building Leases - | 4,750.64 | 4,710.08 | 38,096.42 | 37,702.78 |
| Mini Sales - MI | 16,542.09 | 13,647.78 | 126,749.81 | 108,928.72 |
| AD - Land Leases | 4,103.58 | 4,086.36 | 32,779.40 | 32,603.00 |
| SC - Land Leases | 15,354.61 | 16,140.99 | 128,113.22 | 115,298.08 |
| MI - Land Leases | 1,088.56 | 1,076.73 | 8,651.97 | 8,529.49 |
| AD - Other Lease | 2,350.00 | 2,350.00 | 18,800.00 | 17,019.44 |
| SC - Other Leases | 5.79 | 5.73 | 46.32 | 45.84 |
| MI - Other Leases | 306.15 | 302.80 | 2,447.50 | 2,410.56 |
| Other Revenue - | 55.00 | 5.00 | 375.00 | 275.00 |
| Other Revenue - | 75.00 | 35.00 | 190.00 | 170.00 |
| Other Revenue - | 140.00 | 90.00 | 1,620.48 | 909.61 |
| Other Revenue - | 231.95 | 138.86 | 1,169.00 | 1,223.54 |
| Total Revenues | 180,621.64 | 177,060.34 | 1,444,909.89 | 1,381,710.89 |
| Cost of Sales | | | | |
| Transfer To Oper | 173,839.05 | 204,783.25 | 1,372,284.91 | 1,386,973.05 |
| Total Cost of Sale | 173,839.05 | 204,783.25 | 1,372,284.91 | 1,386,973.05 |
| Gross Profit | 6,782.59 | (27,722.91) | 72,624.98 | (5,262.16) |
| Expenses | | | | |
| Total Expenses | 0.00 | 0.00 | 0.00 | 0.00 |
| Net Income | \$ 6,782.59 | \$ (27,722.91) | \$ 72,624.98 | \$ (5,262.16) |

Debt Service Fund
Balance Sheet
May 31, 2015

ASSETS

| | | |
|------------------------------|----|-------------------|
| Cash | | |
| Cash Savings | \$ | 107,405.67 |
| Total Cash | | 107,405.67 |
| Current Assets | | |
| <hr/> | | |
| Total Current Assets | | 0.00 |
| Property and Equipment | | |
| <hr/> | | |
| Total Property and Equipment | | 0.00 |
| Other Assets | | |
| <hr/> | | |
| Total Other Assets | | 0.00 |
| Total Assets | \$ | <u>107,405.67</u> |

LIABILITIES AND CAPITAL

| | | |
|-----------------------------|----|-------------------|
| Current Liabilities | | |
| <hr/> | | |
| Total Current Liabilities | | 0.00 |
| Long-Term Liabilities | | |
| <hr/> | | |
| Total Long-Term Liabilities | | 0.00 |
| Total Liabilities | | 0.00 |
| Capital | | |
| Retained Earnings | \$ | 2.64 |
| Net Income | | 107,403.03 |
| <hr/> | | |
| Total Capital | | 107,405.67 |
| Total Liabilities & Capital | \$ | <u>107,405.67</u> |

Debt Service Fund
Income Statement
For the Eight Months Ending May 31, 2015

| | Current Month This Year | Current Month Last Year | Year to Date This Year | Year to Date Last Year |
|---------------------------|----------------------------|----------------------------|---------------------------|---------------------------|
| Revenues | | | | |
| From Operating | 0.00 | 0.00 | 0.00 | 232,437.36 |
| Due to From Ope | 0.00 | 0.00 | 232,437.36 | 0.00 |
| Total Revenues | 0.00 | 0.00 | 232,437.36 | 232,437.36 |
| Cost of Sales | | | | |
| Total Cost of Sale | 0.00 | 0.00 | 0.00 | 0.00 |
| Gross Profit | 0.00 | 0.00 | 232,437.36 | 232,437.36 |
| Expenses | | | | |
| Principal Paymen | 0.00 | 15,379.22 | 62,986.23 | 121,491.83 |
| Principal - Note | 730.31 | 712.30 | 6,518.41 | 6,357.65 |
| Principal Paymen | 8,443.84 | 0.00 | 25,305.63 | 0.00 |
| Interest Note 26 | 0.00 | 3,201.79 | 11,337.81 | 27,156.25 |
| Interest - Note A | 58.46 | 76.47 | 580.52 | 741.28 |
| Interest Payments | 6,093.28 | 0.00 | 18,305.73 | 0.00 |
| Total Expenses | 15,325.89 | 19,369.78 | 125,034.33 | 155,747.01 |
| Net Income | \$ (15,325.89) | \$ (19,369.78) | \$ 107,403.03 | \$ 76,690.35 |

Debt Service Fund
General Ledger
For the Period From May 1, 2015 to May 31, 2015

Filter Criteria includes: Report order is by ID. Report is printed with shortened descriptions and in Detail Format.

| Account ID Account Description | Date | Reference | Jrnl | Trans Description | Debit Amt | Credit Amt | Balance |
|-----------------------------------|---------|-----------|------|-----------------------|-----------|------------|--------------------|
| 101200 Cash Savings | 5/1/15 | | | Beginning Balance | | | 122,731.56 |
| | 5/31/15 | 53115 | GEN | Repay Op for May | | 788.77 | |
| | 5/31/15 | 53115 | GEN | Payment | | 14,537.12 | |
| | | | | Current Period Cha | | 15,325.89 | -15,325.89 |
| | 5/31/15 | | | Ending Balance | | | 107,405.67 |
| 272000 Retained Earnings | 5/1/15 | | | Beginning Balance | | | -2.64 |
| | 5/31/15 | | | Ending Balance | | | -2.64 |
| 481100 Due to From Operatin | 5/1/15 | | | Beginning Balance | | | -232,437.36 |
| | 5/31/15 | | | Ending Balance | | | -232,437.36 |
| 571026 Principal Payments N | 5/1/15 | | | Beginning Balance | | | 62,986.23 |
| | 5/31/15 | | | Ending Balance | | | 62,986.23 |
| 571028 Principal - Note A | 5/1/15 | | | Beginning Balance | | | 5,788.10 |
| | 5/31/15 | 53115 | GEN | Principal Payment | 730.31 | | 730.31 |
| | 5/31/15 | | | Current Period Cha | 730.31 | | |
| | | | | Ending Balance | | | 6,518.41 |
| 571029 Principal Payment Su | 5/1/15 | | | Beginning Balance | | | 16,861.79 |
| | 5/31/15 | 53115 | GEN | Principal Payment | 8,443.84 | | 8,443.84 |
| | 5/31/15 | | | Current Period Cha | 8,443.84 | | |
| | | | | Ending Balance | | | 25,305.63 |
| 572026 Interest Note 26 | 5/1/15 | | | Beginning Balance | | | 11,337.81 |
| | 5/31/15 | | | Ending Balance | | | 11,337.81 |
| 572028 Interest - Note A | 5/1/15 | | | Beginning Balance | | | 522.06 |
| | 5/31/15 | 53115 | GEN | Interestl Payment | 58.46 | | 58.46 |
| | 5/31/15 | | | Current Period Cha | 58.46 | | |
| | | | | Ending Balance | | | 580.52 |
| 572029 Interest Payments Su | 5/1/15 | | | Beginning Balance | | | 12,212.45 |
| | 5/31/15 | 53115 | GEN | Interestl Payment | 6,093.28 | | 6,093.28 |
| | 5/31/15 | | | Current Period Cha | 6,093.28 | | |
| | | | | Ending Balance | | | 18,305.73 |

Development Fund
Balance Sheet
May 31, 2015

ASSETS

| | | | |
|-------------------------------|----|--------------|----------------------|
| Cash | | | |
| Cash Commercial Loan | \$ | 338,406.60 | |
| Cash - Savings | | 66,403.84 | |
| Total Cash | | | 404,810.44 |
| | | | |
| Current Assets | | | |
| <hr/> | | | |
| Total Current Assets | | | 0.00 |
| | | | |
| Property and Equipment | | | |
| TIX-ARFF Facility | | 3,139,539.01 | |
| Spaceport License Pre-AP | | 570,396.59 | |
| TIX - West Apron Rehab | | 5,723,740.08 | |
| TIX - Aircraft Storage Hangar | | 281,088.77 | |
| TIX Airfield Markings | | 234,986.31 | |
| TIX East Apron | | 1,938,484.25 | |
| COI - RSA Design | | 776,338.70 | |
| COI RSA Construction | | 1,634.39 | |
| Misc Project Expense | | 24,800.00 | |
| <hr/> | | | |
| Total Property and Equipment | | | 12,691,008.10 |
| | | | |
| Other Assets | | | |
| <hr/> | | | |
| Total Other Assets | | | 0.00 |
| <hr/> | | | |
| Total Assets | \$ | | <u>13,095,818.54</u> |

LIABILITIES AND CAPITAL

| | | | |
|--------------------------------|----|--------------|---------------|
| Current Liabilities | | | |
| FAA-TIX T/W Rehab | \$ | 193,392.80 | |
| FAA TIX TWB/AWOS | | (193,392.80) | |
| FAA-TIX West Apron | | 3,654,457.00 | |
| FAA-COI-RSA Design | | 685,523.00 | |
| FAA-TIX-Airfield Markings | | 211,487.00 | |
| FDOT - TIX - ARFF | | 2,511,631.21 | |
| FDOT-West Apron | | 1,456,599.50 | |
| FDOT-Aircraft Storage | | 178,505.90 | |
| FDOT - COI RSA Design | | 23,488.00 | |
| FDOT - Airfield Markings | | 10,671.22 | |
| FDOT - AGIS | | 984.10 | |
| FDOT - East Apron Construction | | 742,134.58 | |
| Space Florida Contribution | | 249,019.92 | |
| Due To From Operating | | 1,677,202.22 | |
| <hr/> | | | |
| Total Current Liabilities | | | 11,401,703.65 |
| | | | |
| Long-Term Liabilities | | | |
| <hr/> | | | |
| Total Long-Term Liabilities | | | 0.00 |
| <hr/> | | | |
| Total Liabilities | | | 11,401,703.65 |
| | | | |
| Capital | | | |
| Retained Earnings | | 1,694,114.89 | |
| Net Income | | 0.00 | |
| <hr/> | | | |

Unaudited - For Management Purposes Only

Development Fund
Balance Sheet
May 31, 2015

| | |
|-----------------------------|-------------------------|
| Total Capital | <u>1,694,114.89</u> |
| Total Liabilities & Capital | <u>\$ 13,095,818.54</u> |

Development Fund
General Ledger
For the Period From May 1, 2015 to May 31, 2015

Filter Criteria includes: Report order is by ID. Report is printed with shortened descriptions and in Detail Format.

| Account ID Account Description | Date | Reference | Jrnl | Trans Description | Debit Amt | Credit Amt | Balance |
|-----------------------------------|----------------|-----------|------|-----------------------|------------|------------|---------------------|
| 101600 | 5/1/15 | | | Beginning Balance | | | 584,091.24 |
| Cash Commercial Loa | 5/31/15 | 53115 | GEN | Repay Op for May | | 441,501.96 | |
| | 5/31/15 | 53115 | GEN | Deposit | 195,817.32 | | |
| | | | | Current Period Cha | 195,817.32 | 441,501.96 | -245,684.64 |
| | 5/31/15 | | | Ending Balance | | | 338,406.60 |
| 102000 | 5/1/15 | | | Beginning Balance | | | 66,403.84 |
| Cash - Savings | 5/31/15 | | | Ending Balance | | | 66,403.84 |
| 130119 | 5/1/15 | | | Beginning Balance | | | 3,139,539.01 |
| TIX-ARFF Facility | 5/31/15 | | | Ending Balance | | | 3,139,539.01 |
| 130122 | 5/1/15 | | | Beginning Balance | | | 570,396.59 |
| Spaceport License Pr | 5/31/15 | | | Ending Balance | | | 570,396.59 |
| 130132 | 5/1/15 | | | Beginning Balance | | | 5,723,740.08 |
| TIX - West Apron Reh | 5/31/15 | | | Ending Balance | | | 5,723,740.08 |
| 130133 | 5/1/15 | | | Beginning Balance | | | 223,132.37 |
| TIX - Aircraft Storage | 5/31/15 | 53115 | GEN | 34426 C&D Constr | 57,956.40 | | |
| | | | | Current Period Cha | 57,956.40 | | 57,956.40 |
| | 5/31/15 | | | Ending Balance | | | 281,088.77 |
| 130134 | 5/1/15 | | | Beginning Balance | | | 234,986.31 |
| TIX Airfield Markings | 5/31/15 | | | Ending Balance | | | 234,986.31 |
| 130135 | 5/1/15 | | | Beginning Balance | | | 1,556,087.24 |
| TIX East Apron | 5/31/15 | 53115 | GEN | 34437 GLF | 382,397.01 | | |
| | | | | Current Period Cha | 382,397.01 | | 382,397.01 |
| | 5/31/15 | | | Ending Balance | | | 1,938,484.25 |
| 140134 | 5/1/15 | | | Beginning Balance | | | 776,338.70 |
| COI - RSA Design | 5/31/15 | | | Ending Balance | | | 776,338.70 |
| 140136 | 5/1/15 | | | Beginning Balance | | | 485.84 |
| COI RSA Construction | 5/31/15 | 53115 | GEN | 34410 Baker | 1,148.55 | | |
| | | | | Current Period Cha | 1,148.55 | | 1,148.55 |
| | 5/31/15 | | | Ending Balance | | | 1,634.39 |
| 15000 | 5/1/15 | | | Beginning Balance | | | 24,800.00 |
| Misc Project Expense | 5/31/15 | | | Ending Balance | | | 24,800.00 |
| 203123 | 5/1/15 | | | Beginning Balance | | | -193,392.80 |
| FAA-TIX T/W Rehab | | | | | | | |

**Development Fund
General Ledger
For the Period From May 1, 2015 to May 31, 2015**

Filter Criteria includes: Report order is by ID. Report is printed with shortened descriptions and in Detail Format.

| Account ID Account Description | Date | Reference | Jrnl | Trans Description | Debit Amt | Credit Amt | Balance |
|-----------------------------------|---------|-----------|------|--------------------|-----------|------------|---------------|
| | 5/31/15 | | | Ending Balance | | | -193,392.80 |
| 203125 FAA TIX TWB/AWOS | 5/1/15 | | | Beginning Balance | | | 193,392.80 |
| | 5/31/15 | | | Ending Balance | | | 193,392.80 |
| 203132 FAA-TIX West Apron | 5/1/15 | | | Beginning Balance | | | -3,654,457.00 |
| | 5/31/15 | | | Ending Balance | | | -3,654,457.00 |
| 203134 FAA-COI-RSA Design | 5/1/15 | | | Beginning Balance | | | -685,523.00 |
| | 5/31/15 | | | Ending Balance | | | -685,523.00 |
| 203134b FAA-TIX-Airfield Marki | 5/1/15 | | | Beginning Balance | | | -211,487.00 |
| | 5/31/15 | | | Ending Balance | | | -211,487.00 |
| 204119 FDOT - TIX - ARFF | 5/1/15 | | | Beginning Balance | | | -2,511,631.21 |
| | 5/31/15 | | | Ending Balance | | | -2,511,631.21 |
| 204132 FDOT-West Apron | 5/1/15 | | | Beginning Balance | | | -1,456,599.50 |
| | 5/31/15 | | | Ending Balance | | | -1,456,599.50 |
| 204133 FDOT-Aircraft Storage | 5/1/15 | | | Beginning Balance | | | -152,885.95 |
| | 5/31/15 | 53115 | GEN | FDOT | | 25,619.95 | |
| | | | | Current Period Cha | | 25,619.95 | -25,619.95 |
| | 5/31/15 | | | Ending Balance | | | -178,505.90 |
| 204134 FDOT - COI RSA Desi | 5/1/15 | | | Beginning Balance | | | -23,488.00 |
| | 5/31/15 | | | Ending Balance | | | -23,488.00 |
| 204134b FDOT - Airfield Markin | 5/1/15 | | | Beginning Balance | | | -10,671.22 |
| | 5/31/15 | | | Ending Balance | | | -10,671.22 |
| 204134C FDOT - AGIS | 5/1/15 | | | Beginning Balance | | | |
| | 5/31/15 | 53115 | GEN | FDOT | | 984.10 | |
| | | | | Current Period Cha | | 984.10 | -984.10 |
| | 5/31/15 | | | Ending Balance | | | -984.10 |
| 204135B FDOT - East Apron C | 5/1/15 | | | Beginning Balance | | | -572,921.31 |
| | 5/31/15 | 53115 | GEN | FDOT | | 169,213.27 | |
| | | | | Current Period Cha | | 169,213.27 | -169,213.27 |
| | 5/31/15 | | | Ending Balance | | | -742,134.58 |
| 205122 | 5/1/15 | | | Beginning Balance | | | -249,019.92 |

**Development Fund
General Ledger
For the Period From May 1, 2015 to May 31, 2015**

Filter Criteria includes: Report order is by ID. Report is printed with shortened descriptions and in Detail Format.

| Account ID Account Description | Date | Reference | Jrnl | Trans Description | Debit Amt | Credit Amt | Balance |
|-----------------------------------|---------|-----------|------|-------------------|-----------|------------|---------------|
| Space Florida Contrib | 5/31/15 | | | Ending Balance | | | -249,019.92 |
| 207600 Due To From Operatin | 5/1/15 | | | Beginning Balance | | | -1,677,202.22 |
| | 5/31/15 | | | Ending Balance | | | -1,677,202.22 |
| 272000 Retained Earnings | 5/1/15 | | | Beginning Balance | | | -1,694,114.89 |
| | 5/31/15 | | | Ending Balance | | | -1,694,114.89 |